



**St James' Primary School**  
**MUSWELLBROOK**

---


Skellatar Stock Route MUSWELLBROOK NSW 2333  
P (02) 6543 3094 E [admin@muswellbrook.catholic.edu.au](mailto:admin@muswellbrook.catholic.edu.au) ABN 79 469 343 054

**KG - MRS SMITH**

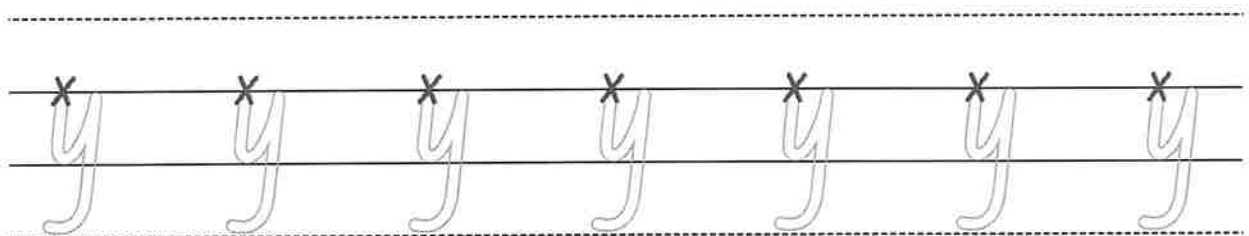
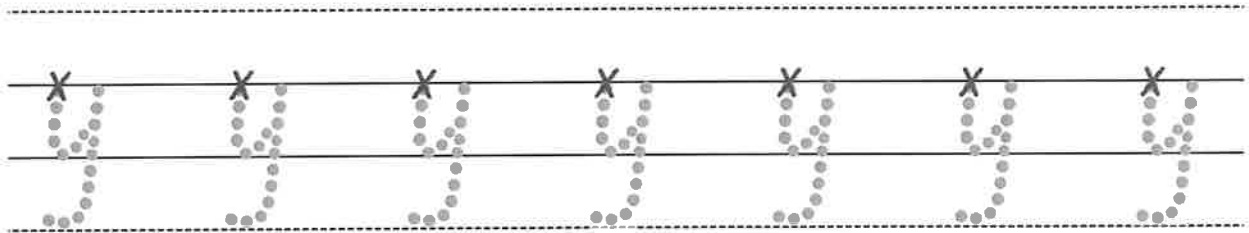

**LEARNING FROM  
HOME**

**TUESDAY 5 OCTOBER TO  
FRIDAY 8 OCTOBER**

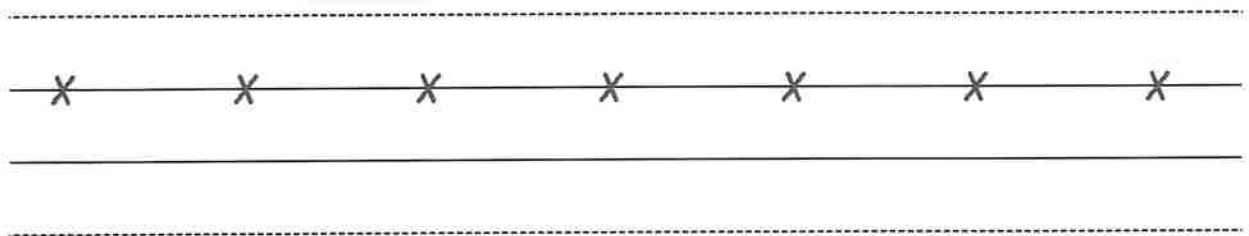
NOTE – You are asked to do these worksheets in conjunction with the SJM Home Learning site (<http://www.sjmhomelearning.weebly.com>)


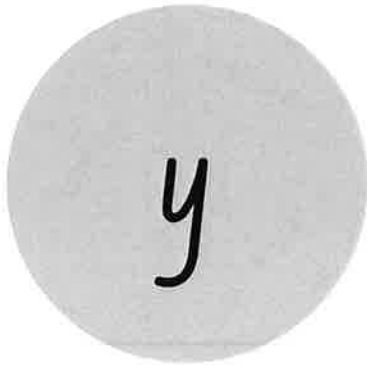


Yawning Yak

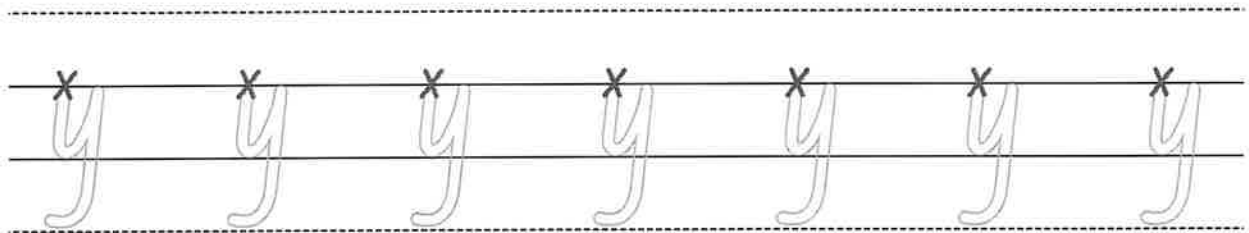
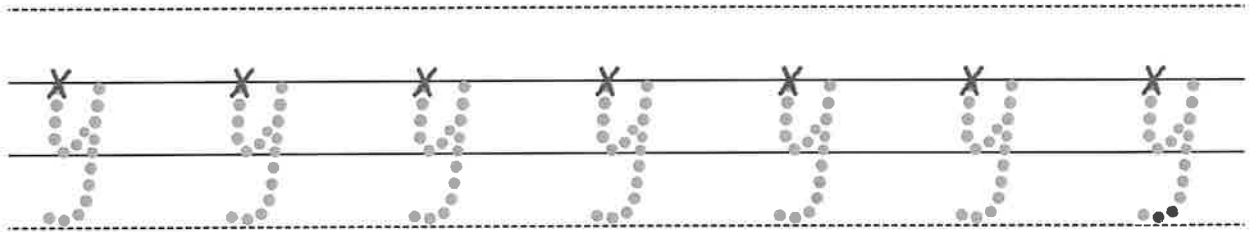


Let's practise!


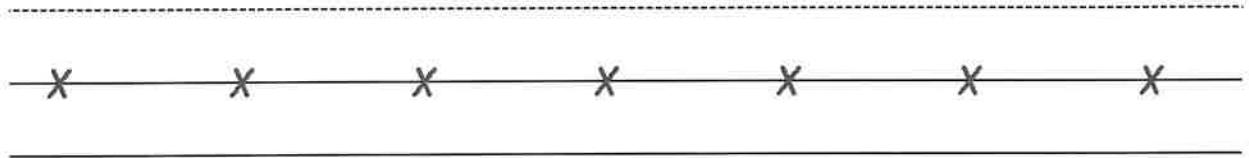




Yawning Yak



Let's practise!



Write a question sentence about this picture.



---

---

---

---


Name \_\_\_\_\_

Number Order

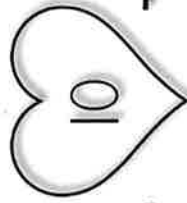
# BEFORE and AFTER




Write the missing numbers.



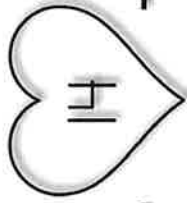
\_\_\_\_\_



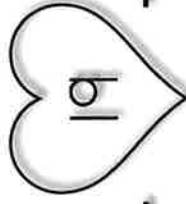
\_\_\_\_\_



\_\_\_\_\_



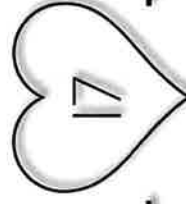
\_\_\_\_\_



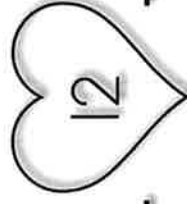
\_\_\_\_\_



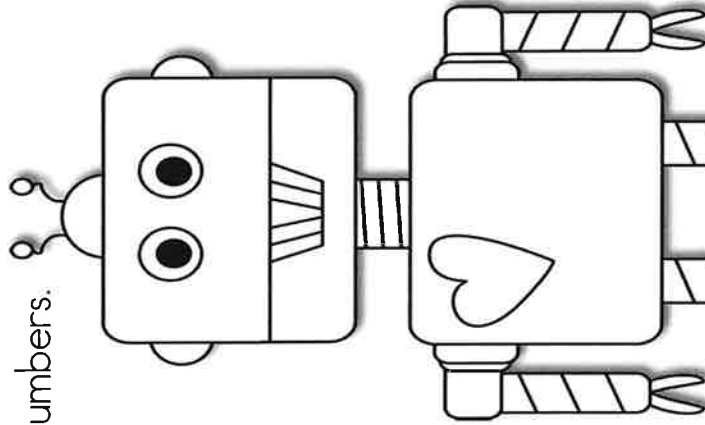
\_\_\_\_\_



\_\_\_\_\_



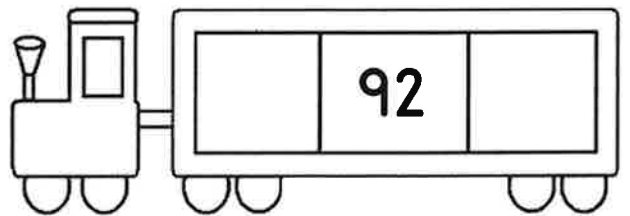









\_\_\_\_\_




Name \_\_\_\_\_

Write the number that comes BEFORE and AFTER the number  
in the center box.



Name: .....

Date: .....



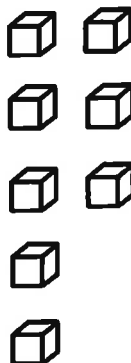
Count how many, then color the correct answer.



15

4

13



8

18

10



5

14


16



9

11

16



19

18

17



2

11

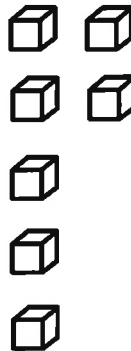
10



12

3

19



15

8

17




5

15

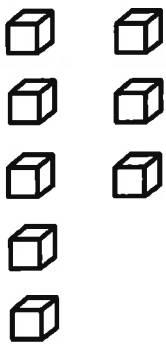
13

Name: .....

Date: .....



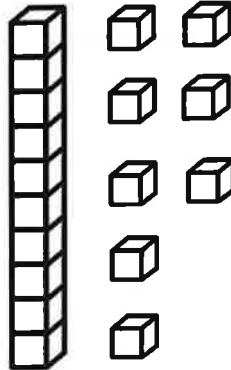
Count how many, then color the correct answer.



17

8

10



9

18

19



2

10

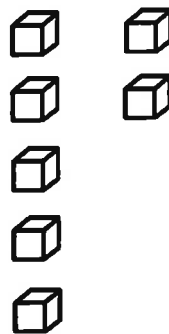
3



12

1

10



7

9


10



2

11

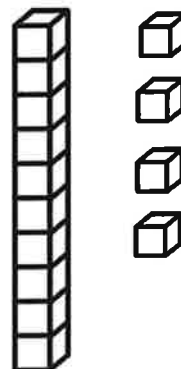
13



7

9

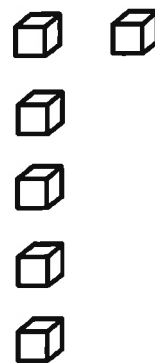
19



10

5

14




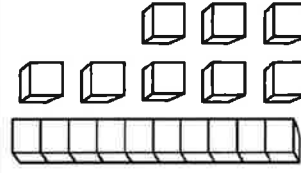

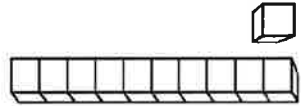

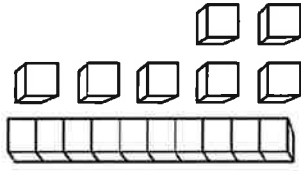

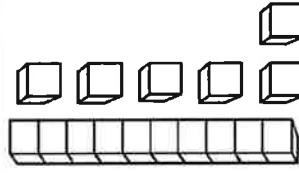

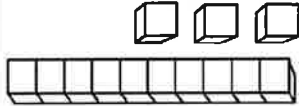

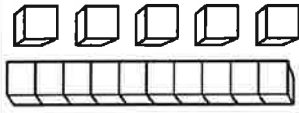

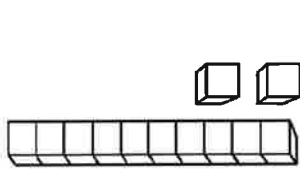

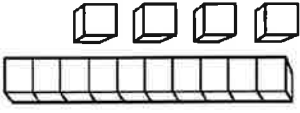
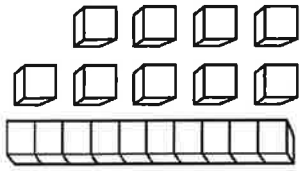
6

12

5



Name \_\_\_\_\_ Cut and paste the number to match the quantity.



16

17

19

12

14

18

11

15

13







chick

chop

chat



\_\_\_\_\_

\_\_\_\_\_

\_\_\_\_\_

\_\_\_\_\_

\_\_\_\_\_

\_\_\_\_\_

\_\_\_\_\_

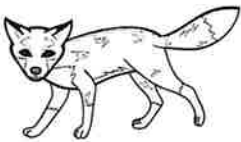
\_\_\_\_\_

\_\_\_\_\_



y\_|| •

• a



f\_x •

• e




y\_k •


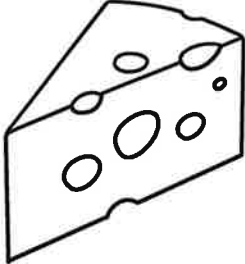


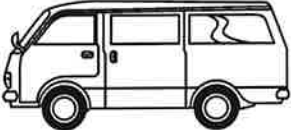



• o



v\_t •

• e












<p style="text-align: center;">ch</p> <p style="text-align: center;">•</p> <div style="display: flex; justify-content: space-around;"> <div style="text-align: center;">• </div> <div style="text-align: center;">• </div> </div>	<p style="text-align: center;">y</p> <p style="text-align: center;">•</p> <div style="display: flex; justify-content: space-around;"> <div style="text-align: center;">• </div> <div style="text-align: center;">• </div> </div>
<p style="text-align: center;">u</p> <p style="text-align: center;">•</p> <div style="display: flex; justify-content: space-around;"> <div style="text-align: center;">• </div> <div style="text-align: center;">• </div> </div>	<p style="text-align: center;">x</p> <p style="text-align: center;">•</p> <div style="display: flex; justify-content: space-around;"> <div style="text-align: center;">• </div> <div style="text-align: center;">• </div> </div>

**Materials:** Pencil, coloured pencils

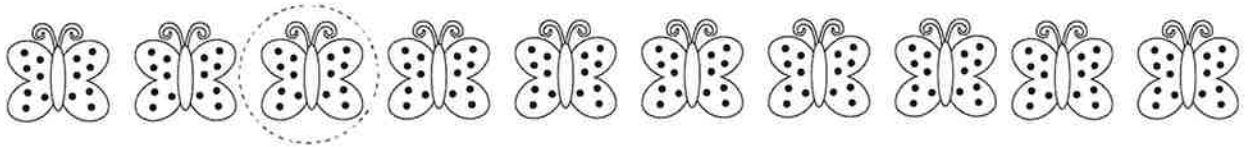
**Instructions:** Trace the letters and say the sound. Trace and read the words. Colour in the pictures that begin or end with target sound. Draw a line from the picture to the letter for its beginning or end sound.




<p>Trace </p> <p><i>very</i></p>	<p>Write </p>
<p>Colour  <i>very</i></p>	<p>Circle  <i>very</i></p>
	<p><i>very so is very to very you very that very very my the</i></p>
<p>Read  Trace  Write </p>	<p>Rainbow writing </p>
<p>I am <i>very</i> hot.</p> <p>I am _____ hot.</p>	<p><i>very</i></p>

# Ordinal Numbers


Circle the third butterfly.




Circle the sixth owl.




Circle the seventh fish.




Circle the ninth bee.



Circle the second turtle.



Circle the fourth dinosaur.



# Ordinal Numbers



1st  
First



2nd  
Second



3rd  
Third



4th  
Fourth



5th  
Fifth



6th  
Sixth



7th  
Seventh



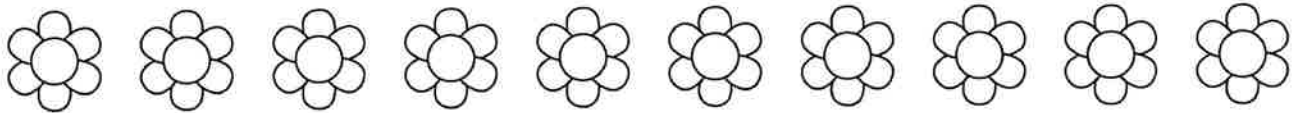
8th  
Eighth



9th  
Ninth



10th  
Tenth



Color the 9th flower.



Color the 6th butterfly.



Color the 8th bee.


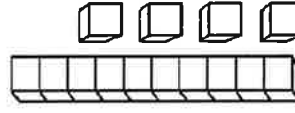

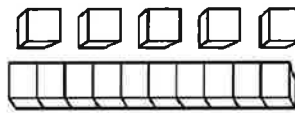

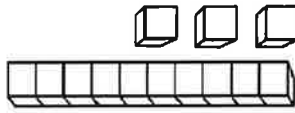
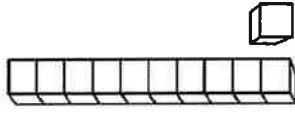
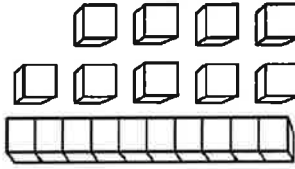

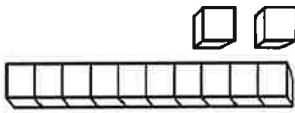

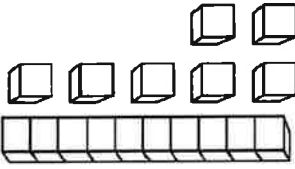

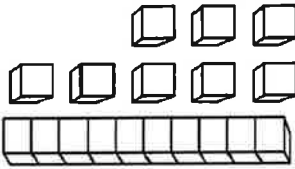

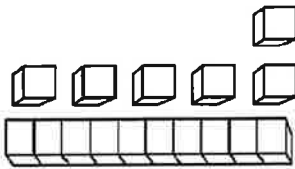


Color the 7th snail.



Color the 3rd spider.

Name \_\_\_\_\_ Cut and paste the number to match the quantity.



17

19

13

16

11

14

12

15

18






Name .....



Trace the numbers, then count and color the blocks.


16

10+6



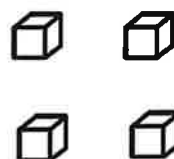
19

10+9




14

10+4



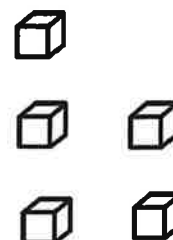
18

10+8







15

10+5



## BIG Word Search

Words with the sounds: *ch, v, x, y*

y		ch	a	t	y
u	y	i	s	ch	e
m	a		i	o	ll
f	k	c	x	p	b
o	v	e	t	o	
x		ch	i	ck	x

Read the words  Find the words 

yak ✓

chat ✓

yell

chick


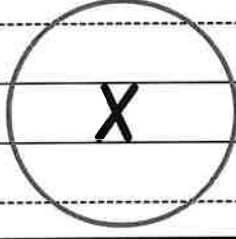
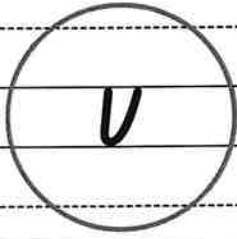
vet

six

fox

chop

yum



	Read vet	Trace 	Write
--	-------------	-----------	-------

Write

---



---



---

	Read fix	Trace 	Write
--	-------------	-----------	-------

Write

---



---



---

	Read yak	Trace 	Write
--	-------------	-----------	-------

Write

---



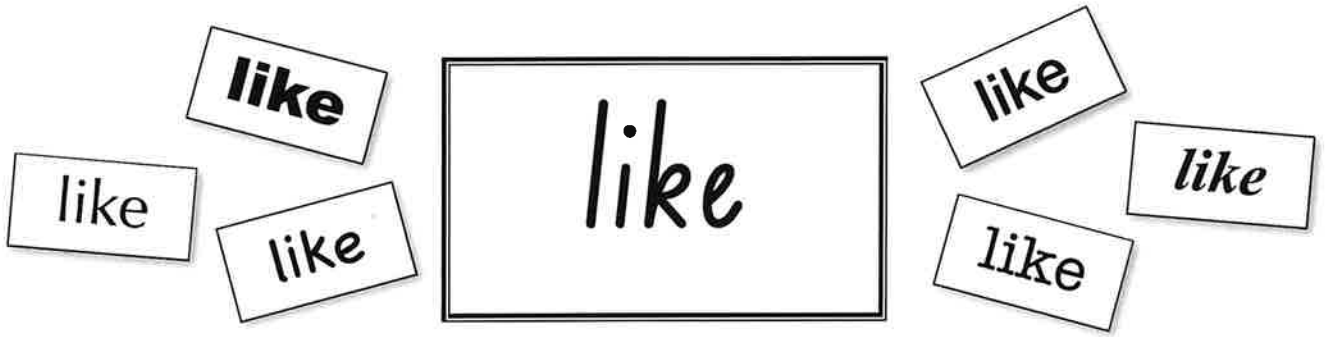
---



---

**Materials:** Pencil

**Instructions:** Read the word. Trace the word. Say the sounds as you trace. Read the word. Write the word independently. Read the word. Write your own sentence using the word. Read your sentence to a friend.



<p>Trace </p> <p>like</p>	<p>Write </p>
<p>Colour  like</p>	<p>Circle  <span style="border: 1px solid black; border-radius: 50%; padding: 2px;">like</span></p>
	<div style="border: 1px solid black; border-radius: 50%; padding: 20px; text-align: center;"> <p>the like go me all like then like ball little was like like</p> </div>
<p>Read  Trace  Write </p>	<p>Draw </p>
<p>I <span style="font-family: cursive;">like</span> my pet.</p> <p>I _____ my pet.</p>	

*like*

*felt*

*a*








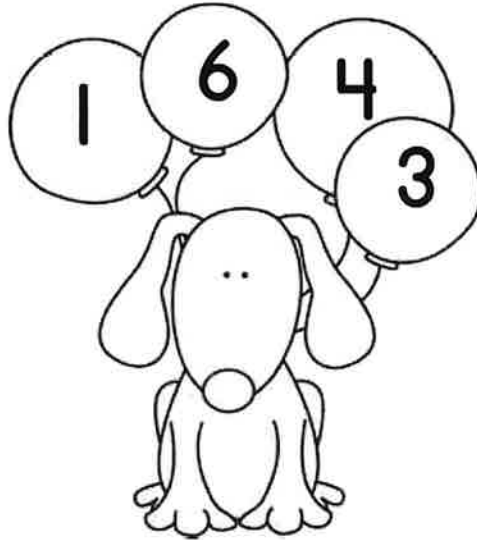

*I*

*hero.*

*real*

Name \_\_\_\_\_

In each set of balloons, color the **BIGGEST** number yellow  
Color the **smallest** number orange



Name \_\_\_\_\_

Fill in the jersey numbers by counting forward.



Name \_\_\_\_\_

Fill in the jersey numbers by counting forward.





# Teen numbers

Fill in the twenty frame for each number.

11


12


13


14


15


16


17


18

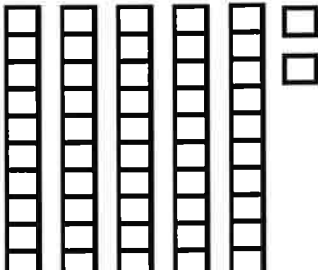







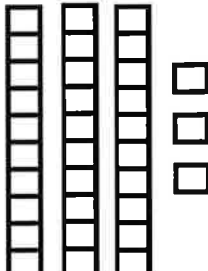








19


Name: \_\_\_\_\_

# Matching Blocks



Match the numbers to the blocks.



59 33 44 52 61 72 45 68



Name: \_\_\_\_\_



# Place Value



Count the blocks and write how many tens/ones there are.






	
tens	ones



	
tens	ones



	
tens	ones

	
tens	ones

	
tens	ones

	
tens	ones

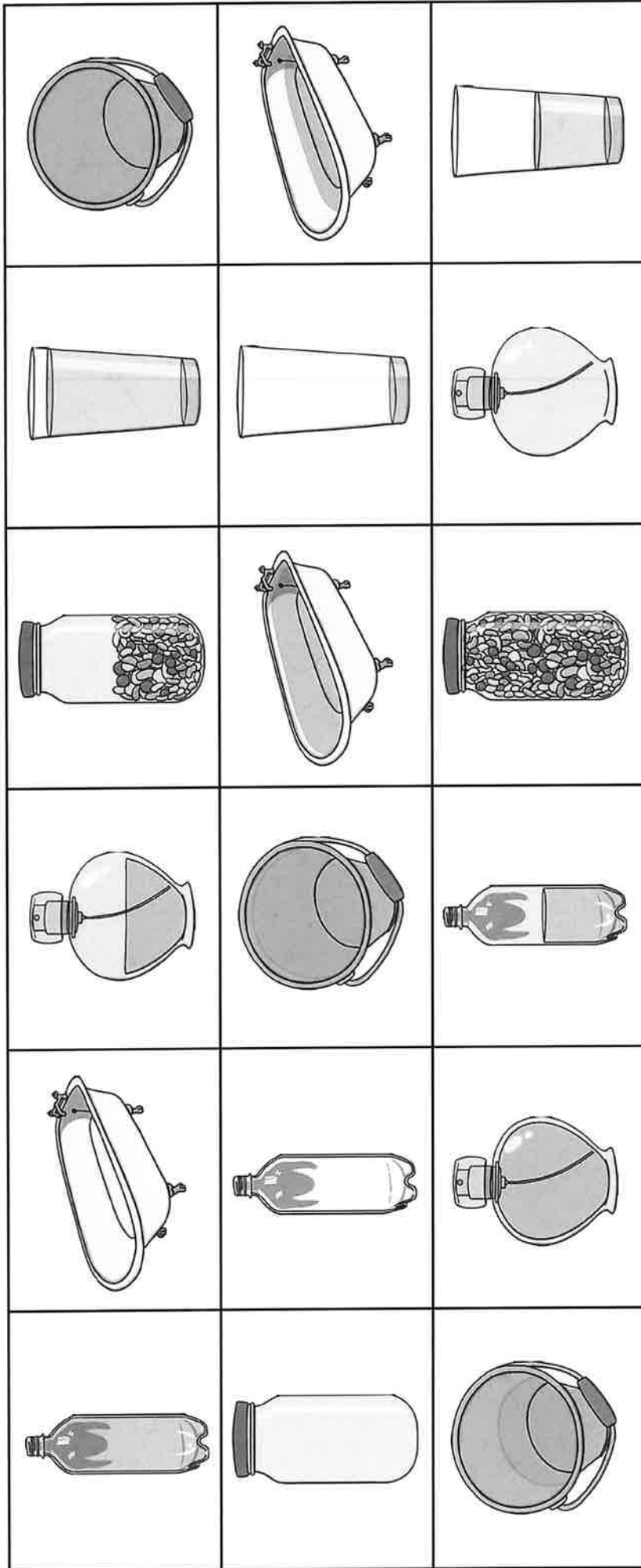
	
tens	ones

	
tens	ones

# Capacity Sorting

Can you sort the pictures into full, half-full and empty?


full	half-full	empty




## Tricky Words Memory Game


<i>put</i>	<i>as</i>	<i>do</i>	<i>like</i>
<i>put</i>	<i>as</i>	<i>do</i>	<i>like</i>
<i>very</i>	<i>little</i>	<i>this</i>	<i>call</i>
<i>very</i>	<i>little</i>	<i>this</i>	<i>call</i>

**Instructions:** To be played in pairs or small groups of up to 4 students. Children try to collect the most matching pairs. Cut out words. Mix up the cards and place face down in rows. The children take turns to turn over any two cards for a match. Children say the word as they turn over the cards. If the cards match, the child keeps those cards. If the cards do no match, the child turns the cards face down again.



Draw 

v

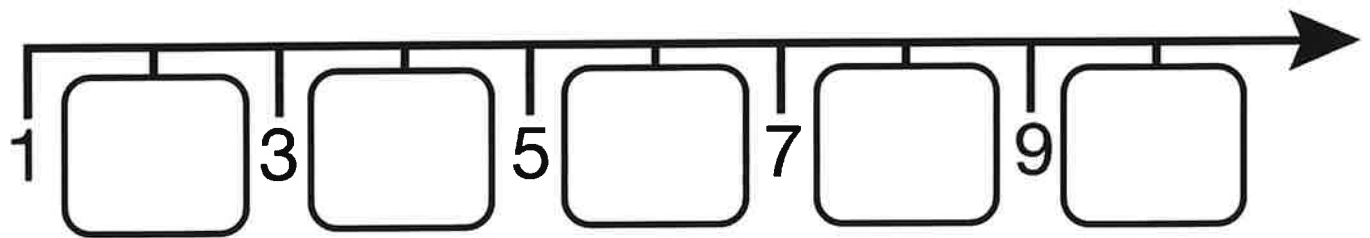
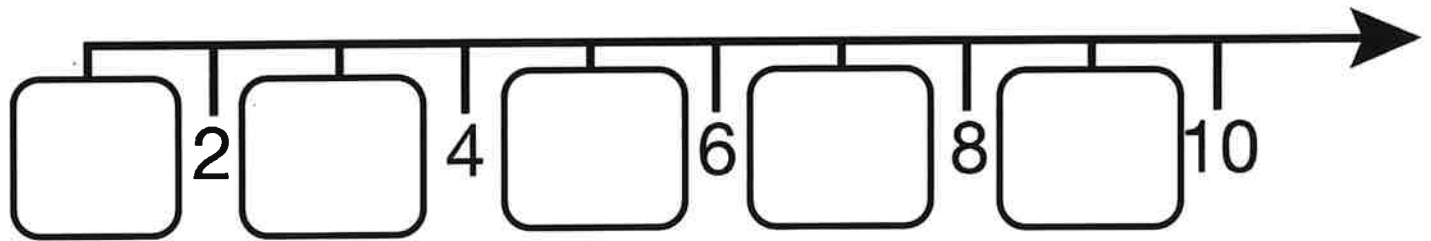
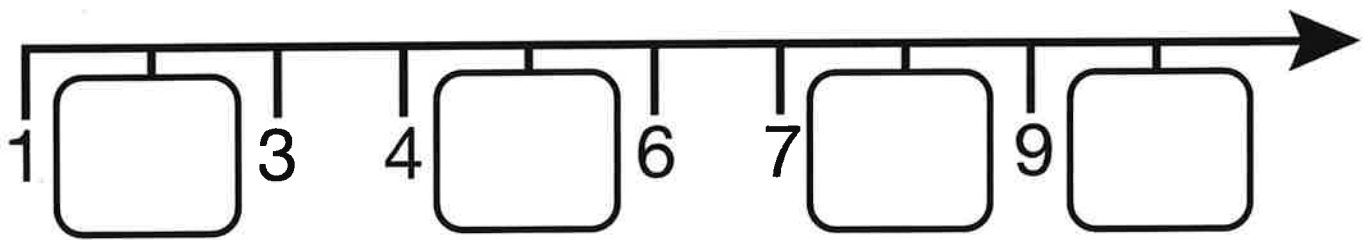
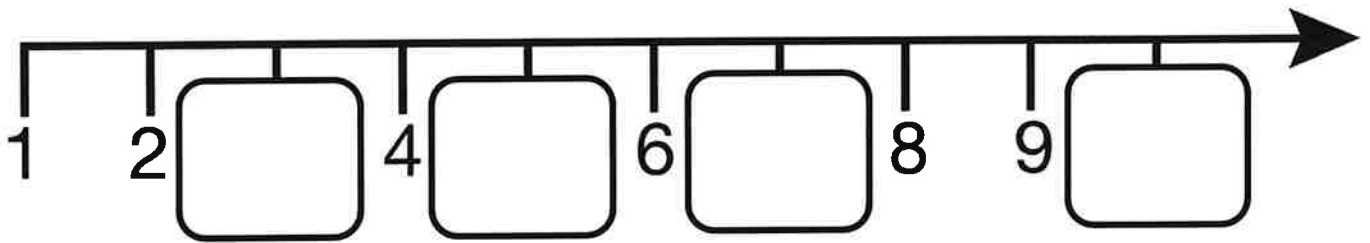
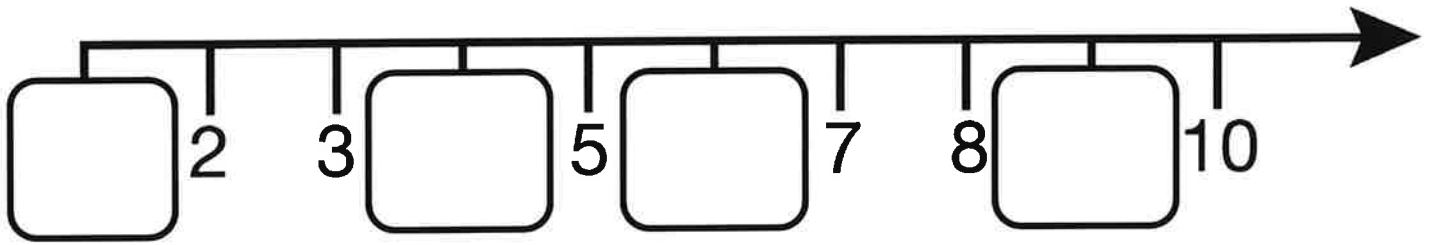
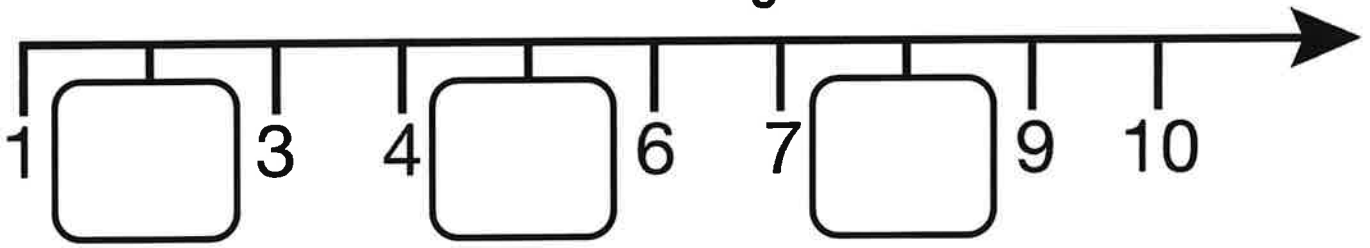
Draw 

y

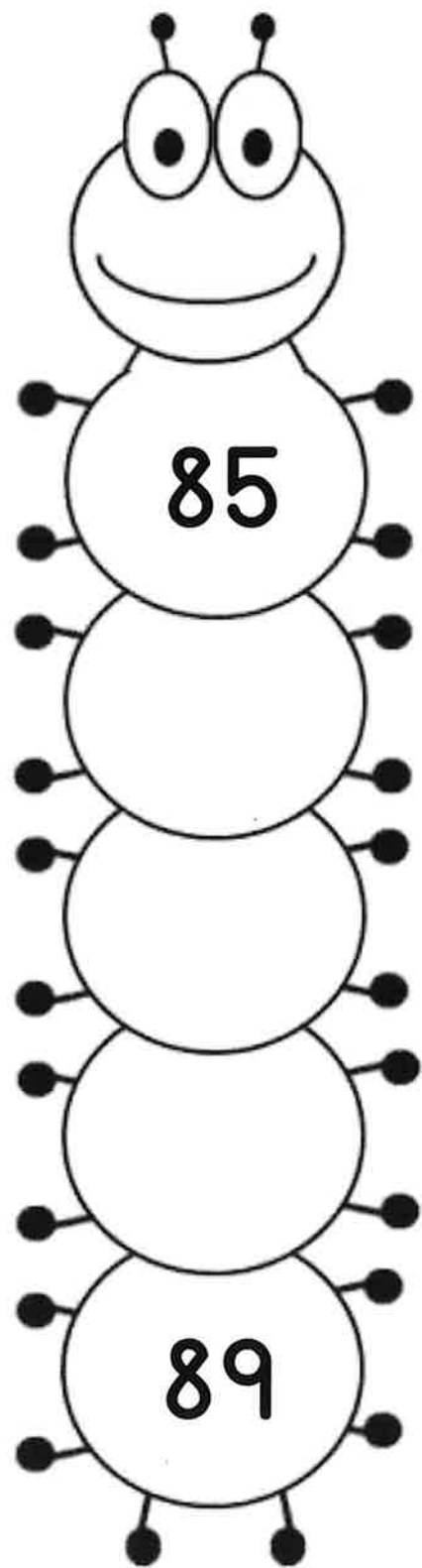
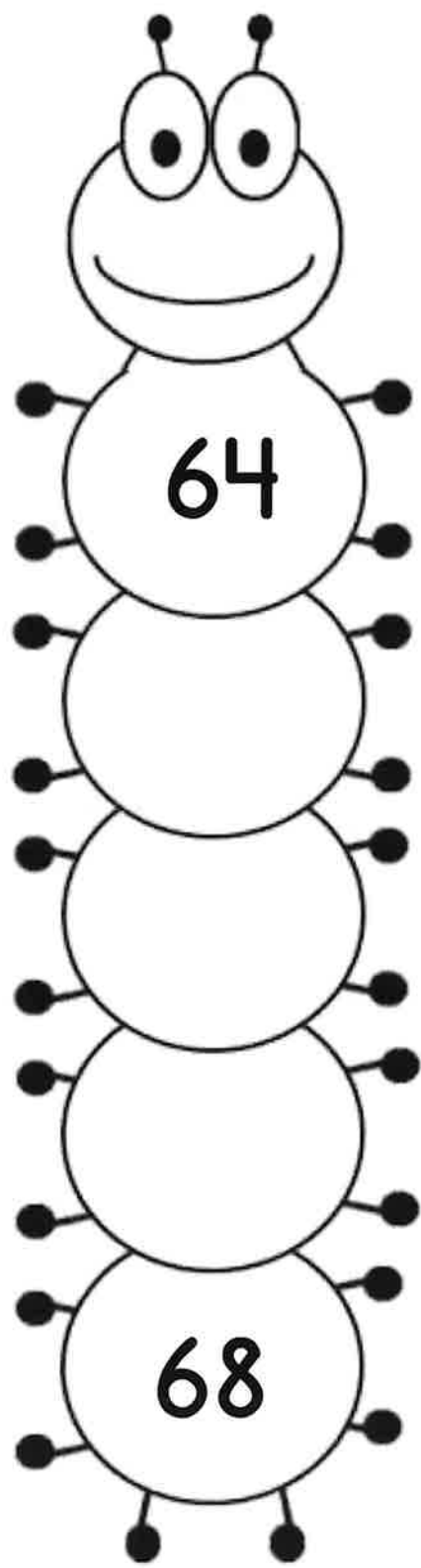
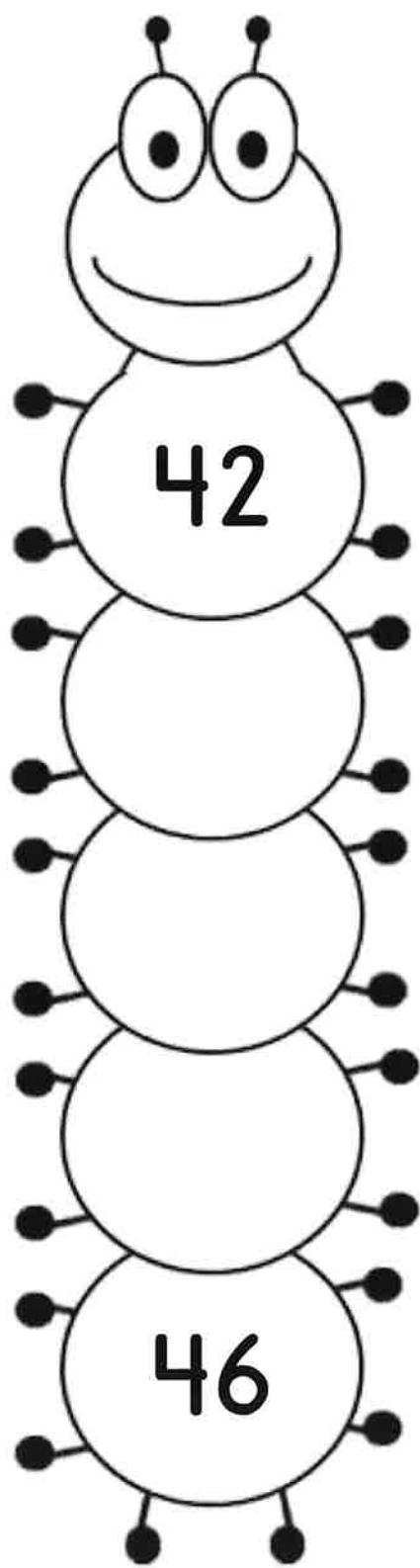
**Materials:** Blue and red pencils  
**Instructions:** Use a blue pencil to join the letter 'v' to any pictures that start with the /v/ sound.  
 Use a red pencil to join the letter 'y' to any pictures that start with the /y/ sound. Colour the pictures.  
 Draw one thing you can think of that starts with 'v'.  
 Draw one thing you can think of that starts with 'y'.

Name \_\_\_\_\_

**Write the missing numbers**







Name \_\_\_\_\_

Fill in the missing numbers on the 100's chart

1				5					10
		13				17			
21					26				30
			34				38		
		43							
51				55		57			
								69	
	72						78		
			84						90
		93				97			
101									110
			114				118		

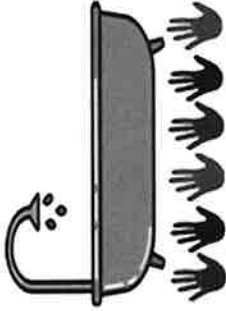
How many hands **long** is it from your front door to the letterbox?



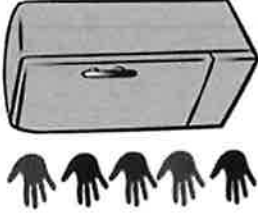
How many hands would you need to cover your coffee table?



How many hands **long** is your bath?



How many hands **tall** is your fridge?



Throw a ball, **measure** how far it went using your hands.



Measure how **tall** your family members are using your hands.

Who is the tallest,



Find five things that are **shorter** than your hand. Order them from shortest to tallest.




# Many Hands Measuring



*\*\* You could trace around your hand and cut it out to use for your measuring. When you have finished measuring you could decorate your hand \*\**

How many hands **wide** is your driveway?



Find five things that are **longer** than your hand. Order them from shortest to tallest.



How many hands would you need to **cover** your towel?



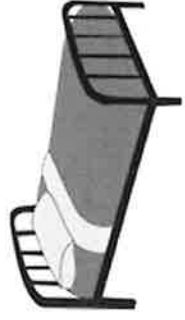
How many hands **long** is your dining table?



What is the **total** number of hands in your family?

- How many fingers?
- How many toes?
- How many ears?
- How many noses?
- How many paws?

How many hands **long** is your bed?



How many hands would you need to **cover** your pillow?

