



St James' Primary School MUSWELLBROOK

Skellatar Stock Route MUSWELLBROOK NSW 2333
P (02) 6543 3094 E admin@muswellbrook.catholic.edu.au ABN 79 469 343 054

KG - MRS SMITH

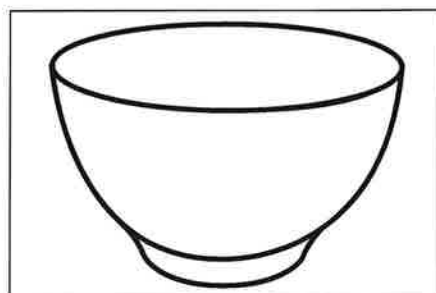
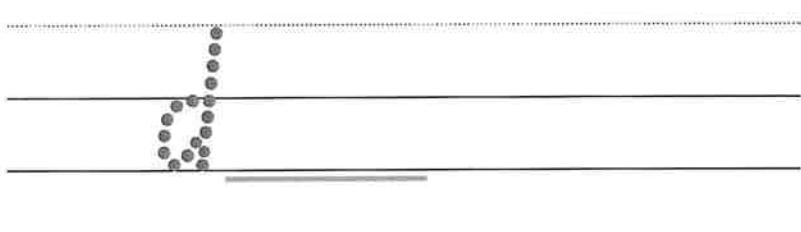

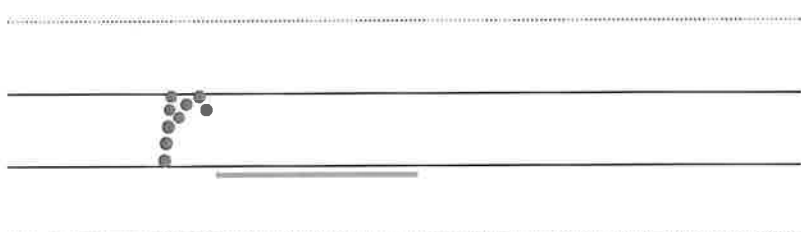

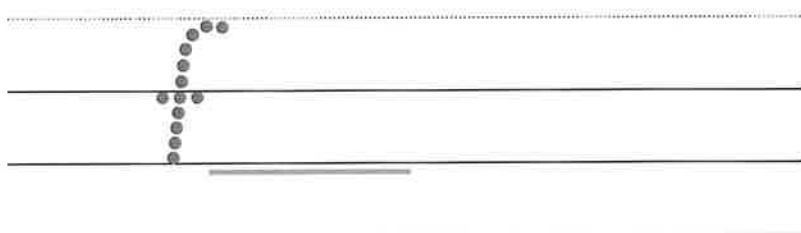
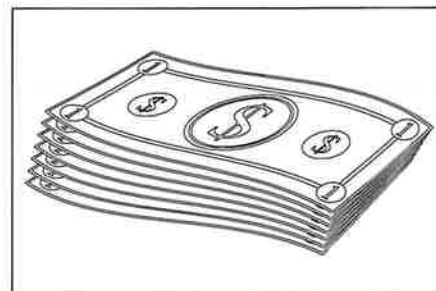
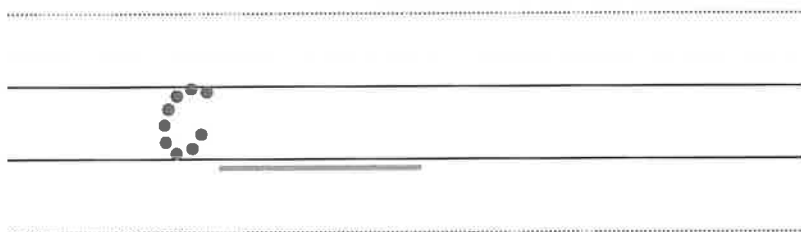
LEARNING FROM HOME

MONDAY 30 AUGUST TO

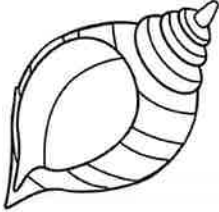

FRIDAY 3 SEPTEMBER

NOTE – You are asked to do these worksheets in conjunction with the SJM Home Learning site (<http://www.sjmhomelearning.weebly.com>)

ish	ash	ush
-----	-----	-----


































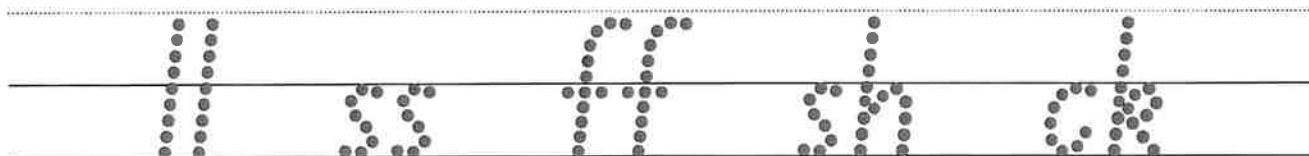
Cut ✂ Paste 📄 and Trace ✎


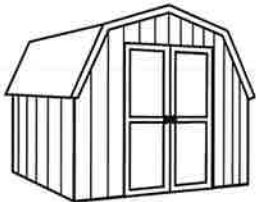

 sh _____	_____ sh 




shell fish




Materials: Glue, scissors, pencil, one set of pictures for each child
Instructions: Cut out pictures from Template. Glue pictures under beginning sound /sh/ or end sound /sh/. Trace the words on the last line. Read the words.



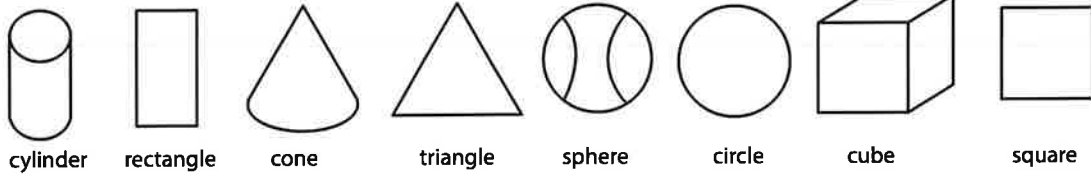
		
hi _____	ed _____	ti _____

		
wo _____	si _____	di _____

Draw 	Draw 	Draw 
fish	duck	bat


3-Dimensional Shapes

A 2-dimensional shape has height and width. A 3-dimensional shape has form and volume.
Can you tell the difference between the 2-dimensional and 3-dimensional shapes below?

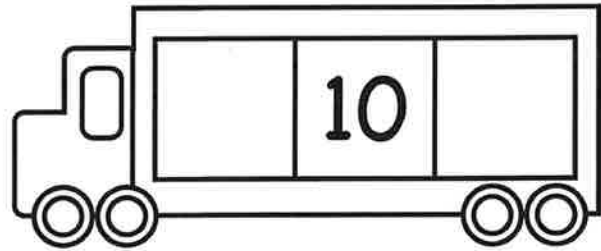
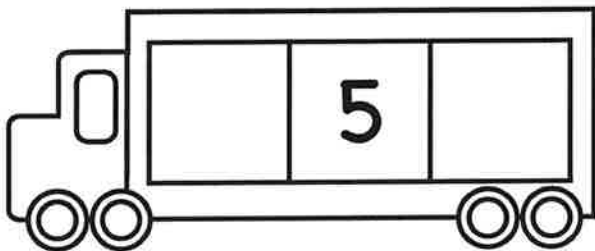
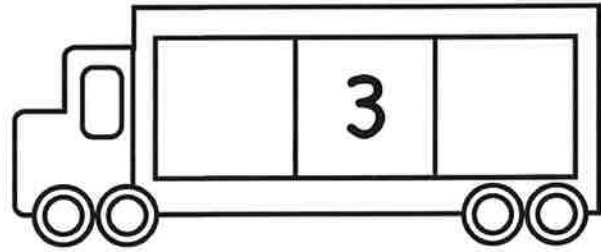
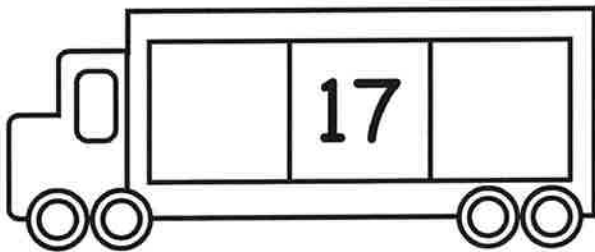
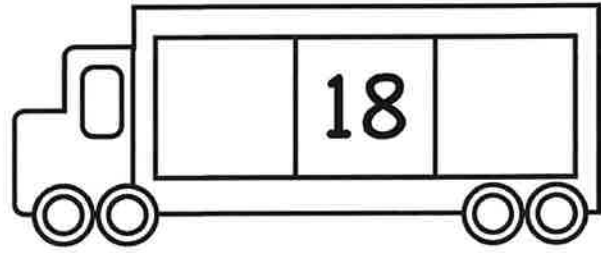
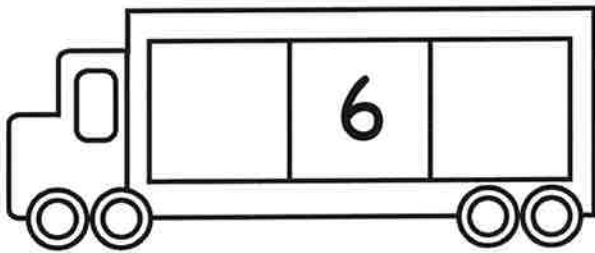
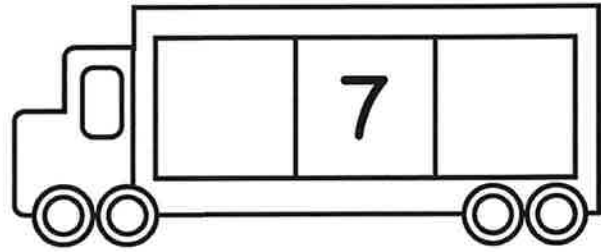
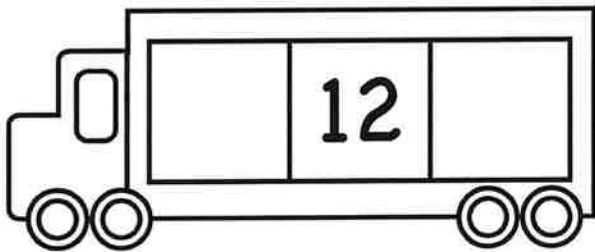
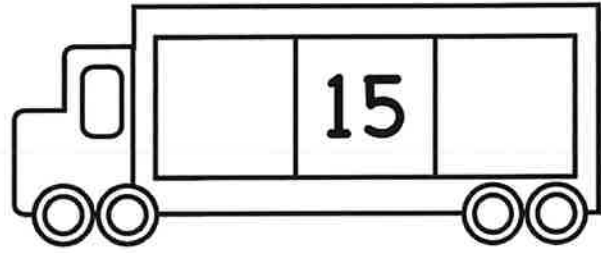
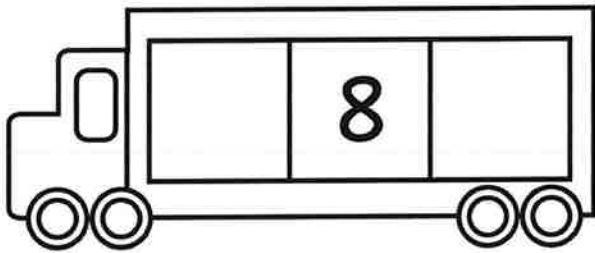


2-Dimensional Shapes	3-Dimensional Shapes

Identify the difference in the 2-D and 3-D shapes below by coloring them in, cutting them out and sorting them.



Write the numbers that
come before and after.


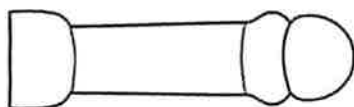

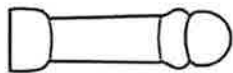

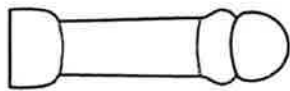








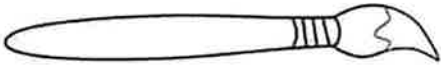


1 less	number	1 more
56	57	58
	24	
	65	
	38	
	46	

1 less	number	1 more
74	75	76
	91	
	16	
	29	
	62	



Order by Length




Length


Name:

1. Which sock is the shortest?



2. 
The pencil is the same length as blocks.

3. Who is the tallest?

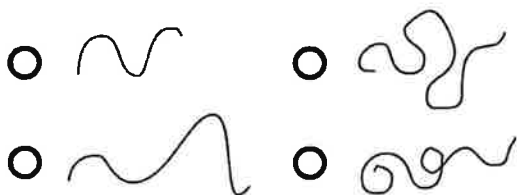


4. How long is the shoe?

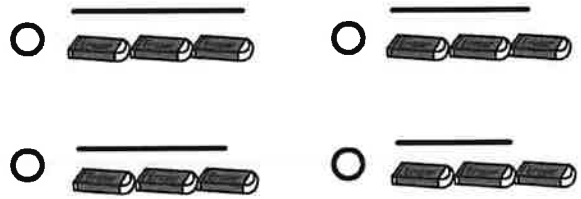


- 1 eraser 3 erasers
 2 erasers 4 erasers


5. Which line is the shortest?



6. Which line is the longest?



7. Which animal has the longest tail?



8. Sophie is as tall as _____



- 4 boxes
 5 boxes
 6 boxes

9. Daniel is as tall as _____



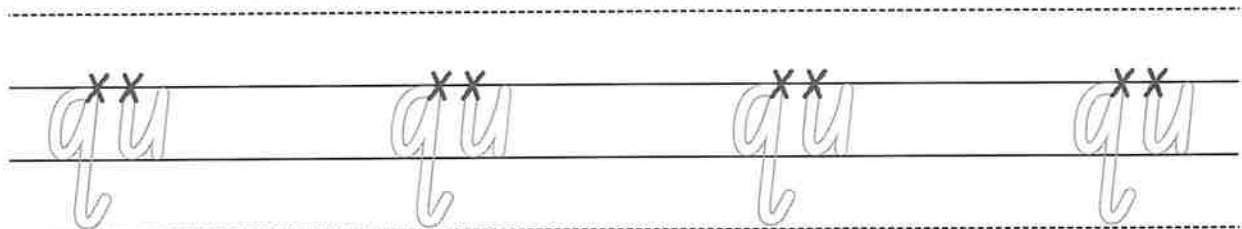
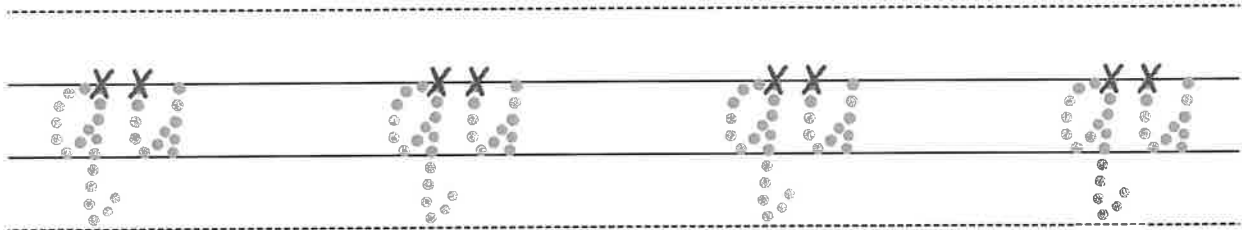
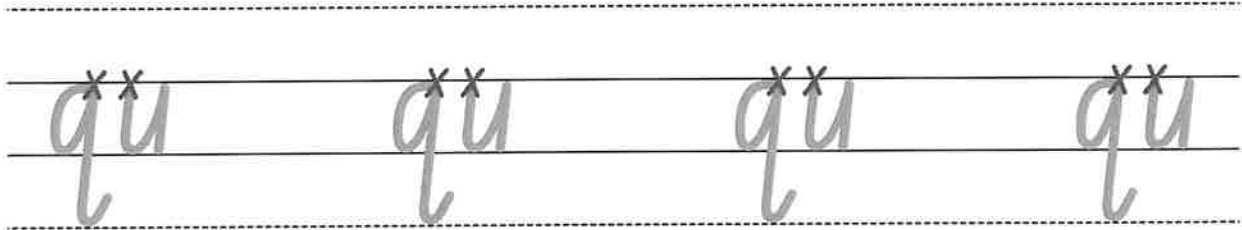
boxes.

10. Daniel is box taller than Sophie.

score: _____



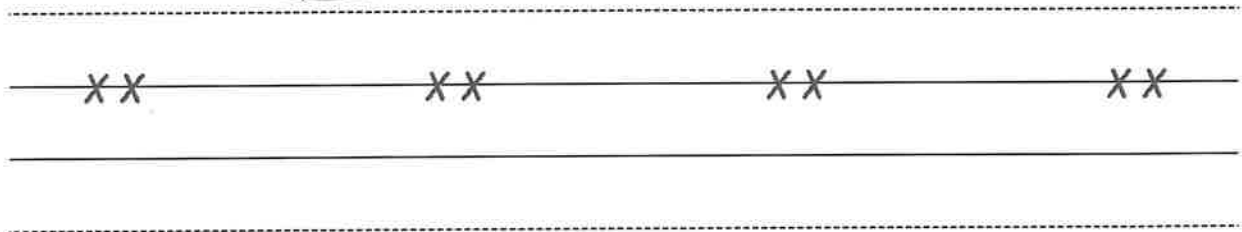
quiet queen



Let's practise!

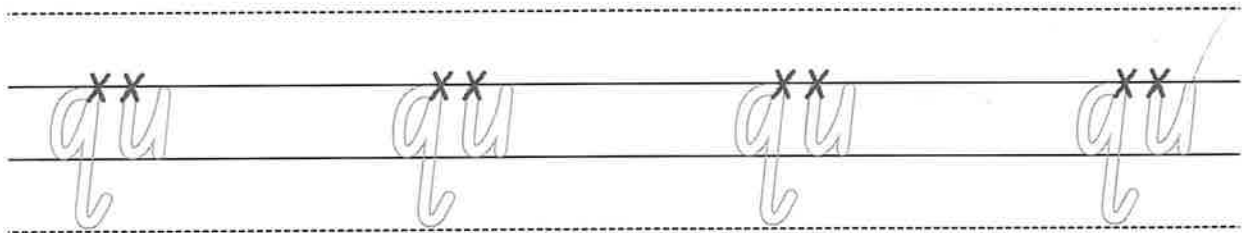
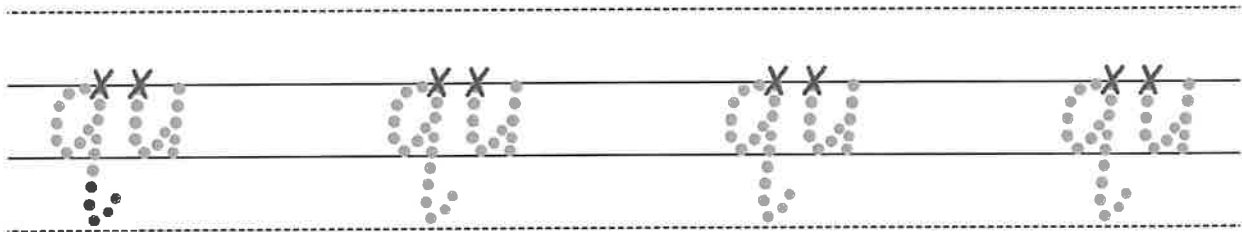


qu





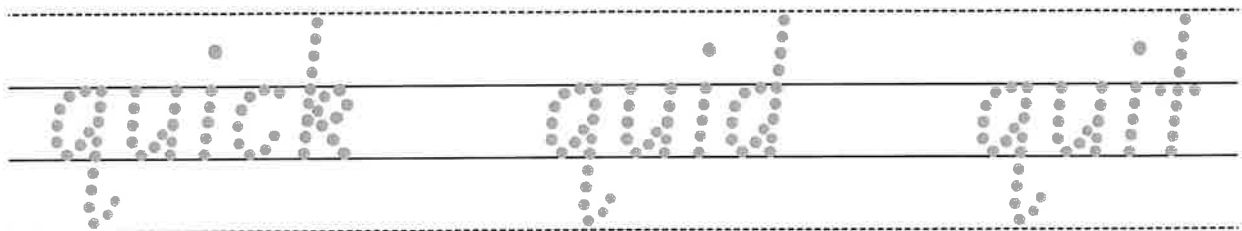
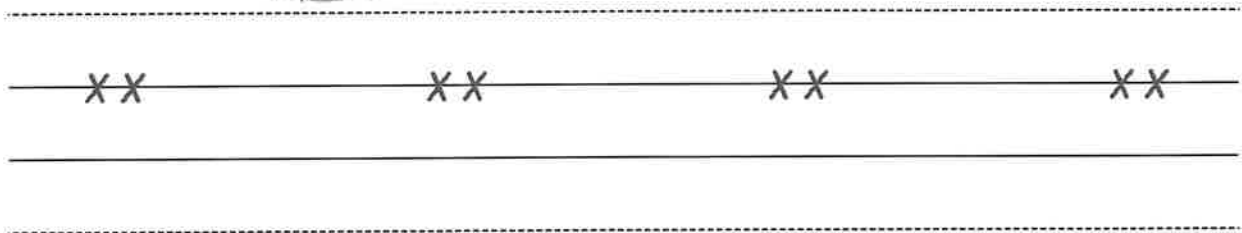
quiet queen



Let's practise!



qu



Name: _____

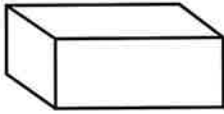
Date: _____

3-D Shapes in the World

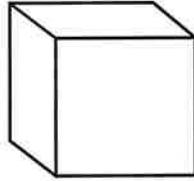


Cut out the pictures and glue them next to the matching shape.

Rectangular
Prism



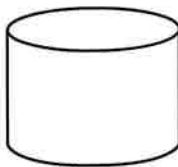
Cube



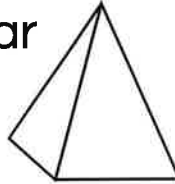
Sphere



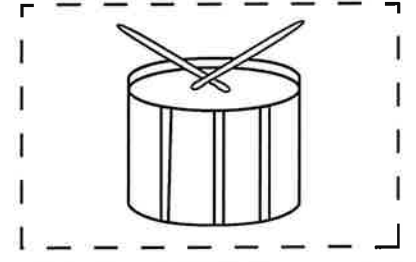
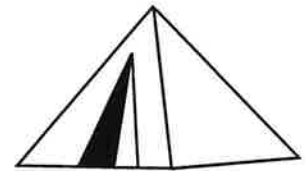
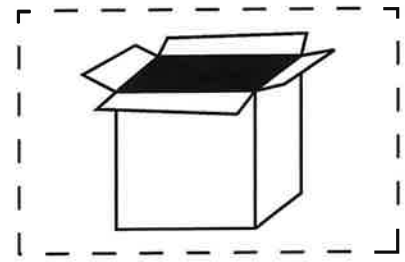
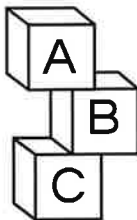
Cylinder



Triangular
Pyramid





Cone



Eat

Your food day

Keep a record of the food you have eaten today.

	EVERYDAY FOOD	SOMETIMES FOOD
		
		
		
		

Move

Your fitness routine

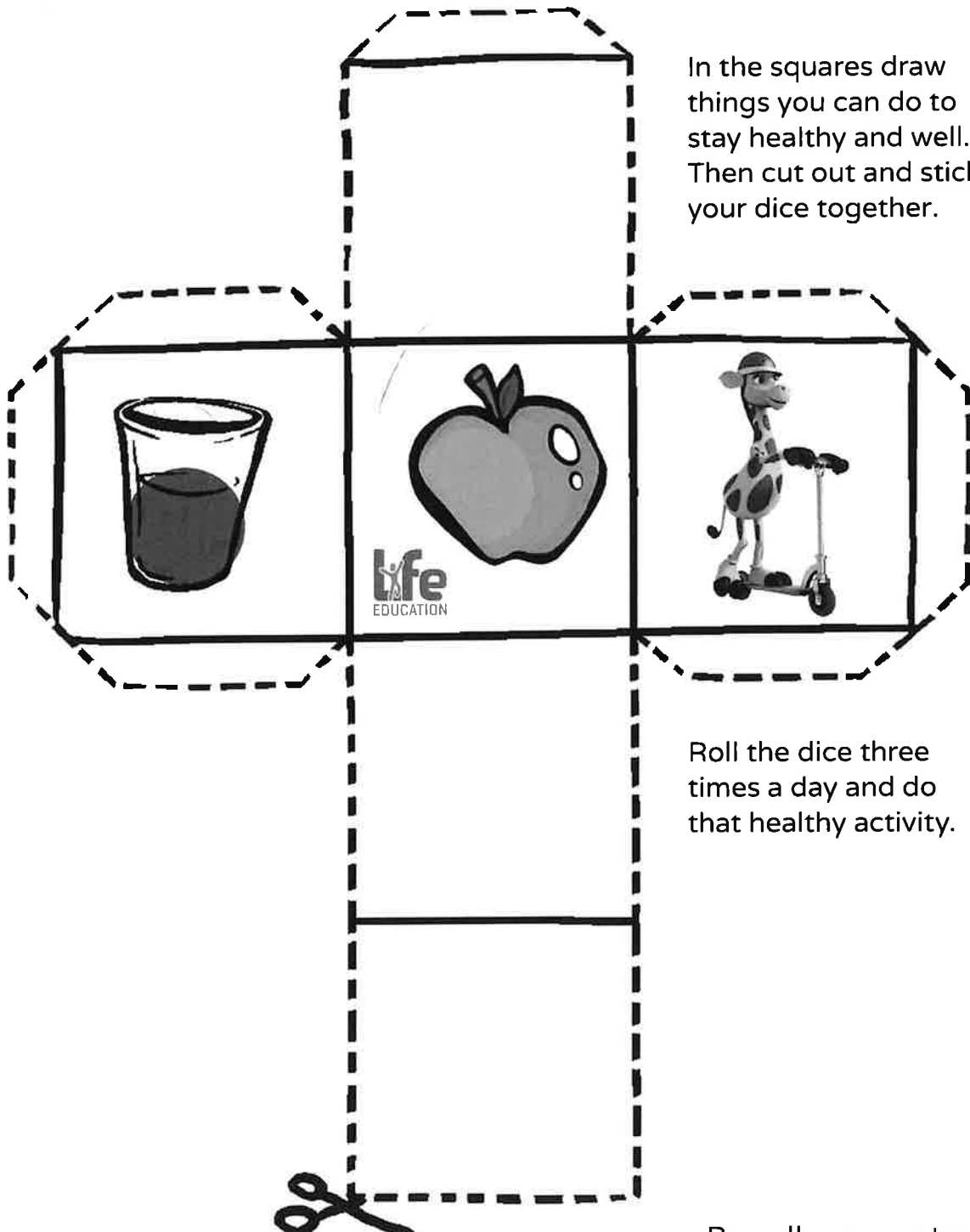
Draw your routine into these boxes and try it out.



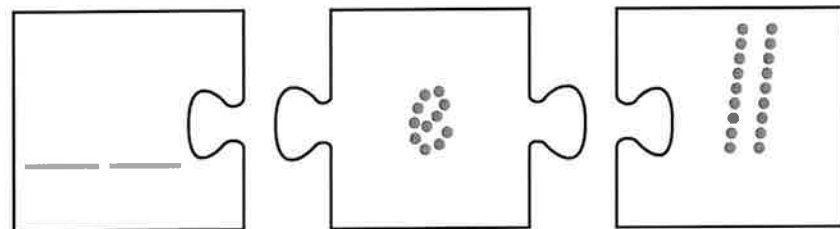

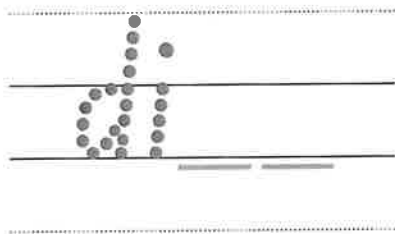
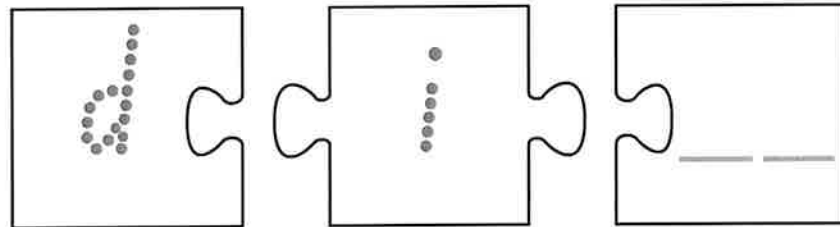

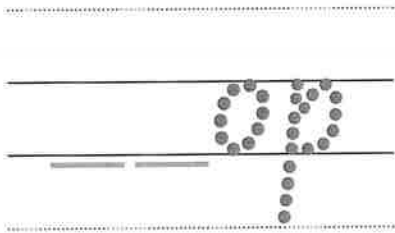
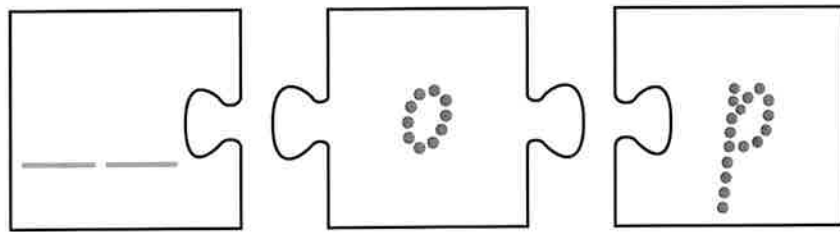


Design your own fitness routine and share it with friends. Try out each other's routines.

The Healthy Body Dice game

Play

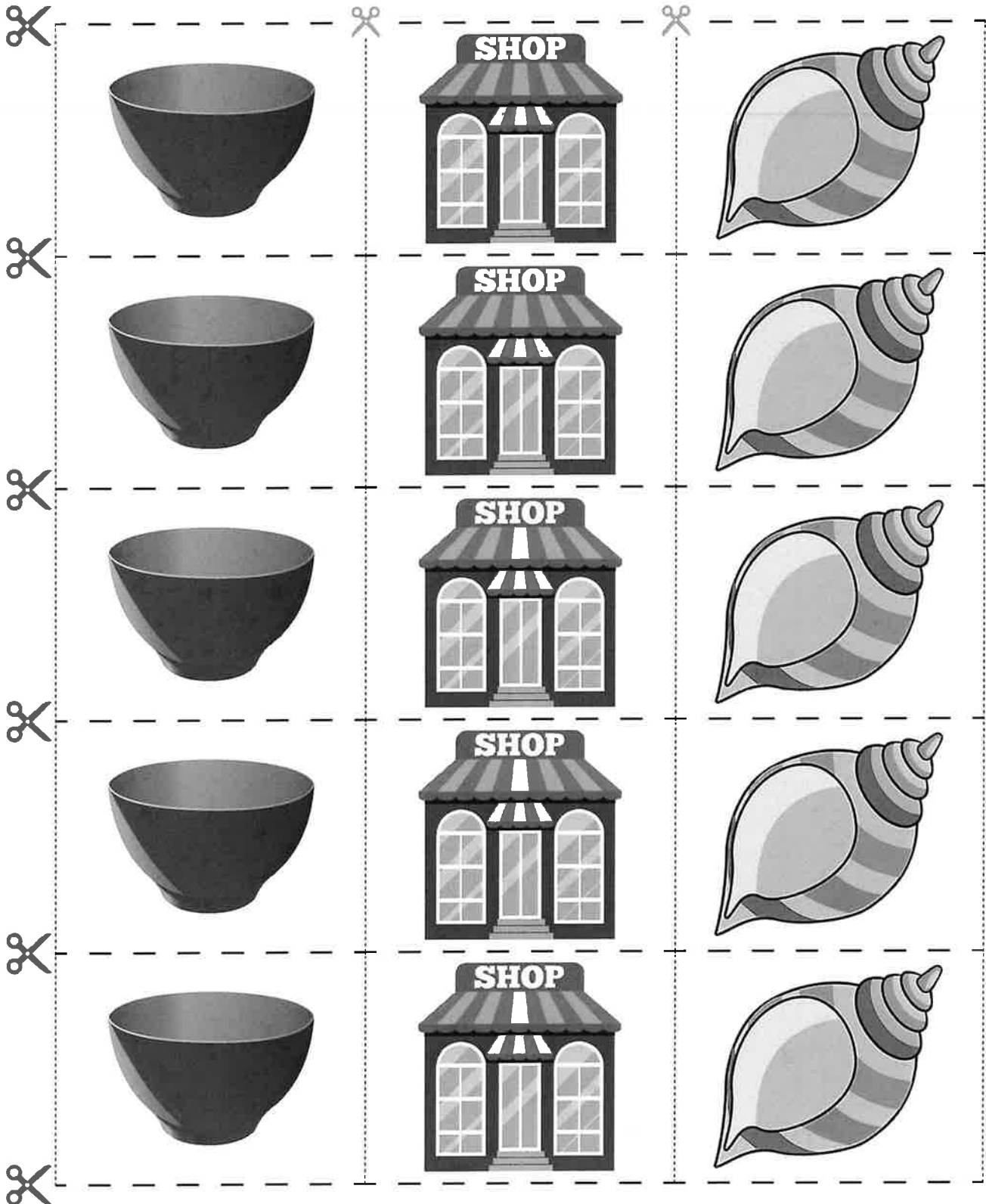




Picture sort

Materials: Pencil, scissors, glue, one set of pictures for each child

Instructions: Cut out the pictures from the Template. Fill in the spaces in the puzzle pieces with 'sh'. Trace the rest of the word. Match the pictures to the correct word and glue onto the sheet.




Cut  Paste  and Trace 

all	call	ball	tall	little

All the men are big and tall

A little ball fell off the wall

Draw 

Materials: Pencil, coloured pencils, scissors, glue

Instructions: Cut out the words from the Template. Match the words to the correct Tricky Word in the top row and glue in place. Read the words. Trace and read the sentences and draw a picture to illustrate.

	all	call	ball	tall	little
	all	call	ball	tall	little
	all	call	ball	tall	little
	all	call	ball	tall	little
	all	call	ball	tall	little
	all	call	ball	tall	little
	all	call	ball	tall	little

is

Wizzil


very

a


witch.

bored


Making 10



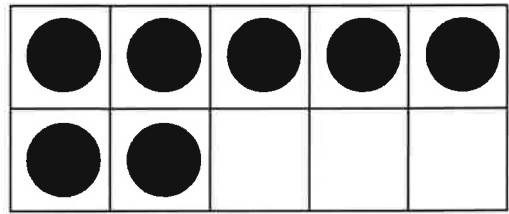
$$6 + \square = 10$$




$$8 + \square = 10$$




$$9 + \square = 10$$



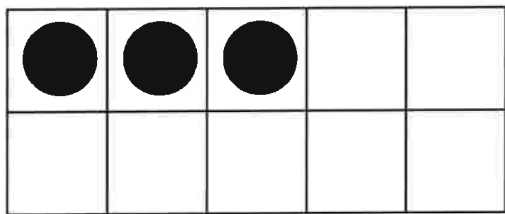
$$7 + \square = 10$$



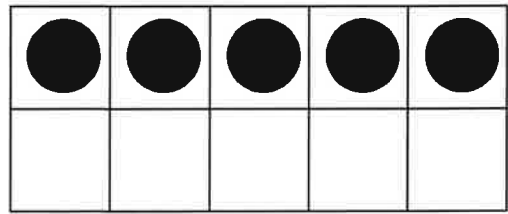
$$4 + \square = 10$$



$$2 + \square = 10$$



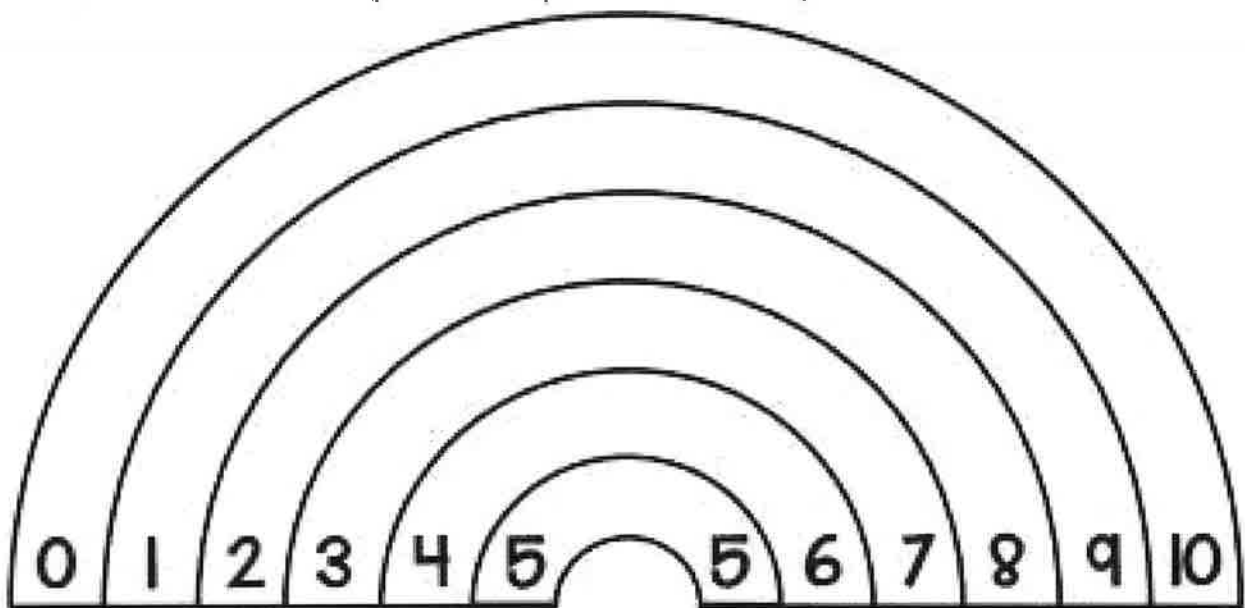
$$3 + \square = 10$$



$$5 + \square = 10$$

RAINBOW to 10

How many ways can you make 10?



$$\underline{\quad} + \underline{\quad} = 10$$

$$\underline{\quad} + \underline{\quad} = 10$$

$$\underline{\quad} + \underline{\quad} = 10$$

$$\underline{\quad} + \underline{\quad} = 10$$

$$\underline{\quad} + \underline{\quad} = 10$$

$$\underline{\quad} + \underline{\quad} = 10$$

$$\underline{\quad} + \underline{\quad} = 10$$

$$\underline{\quad} + \underline{\quad} = 10$$

$$\underline{\quad} + \underline{\quad} = 10$$

$$\underline{\quad} + \underline{\quad} = 10$$

$$\underline{\quad} + \underline{\quad} = 10$$

$$\underline{\quad} + \underline{\quad} = 10$$

Missing Number Tracks 1-50

8	9		11	
10		12		14
32	33		35	
29			32	
44		46		48
15	16			19

Missing Number Tracks 1-50

19		17	16	
35	34			
13	12			9
14	13		11	
27	26			23
12		10	9	



ee ee ee ee ee

x x x x x x x x

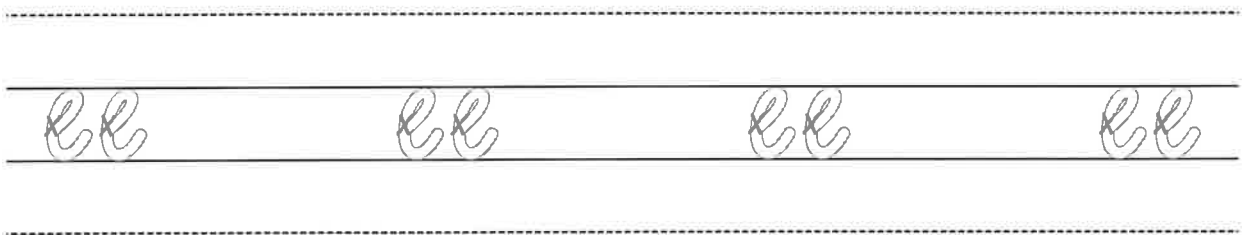
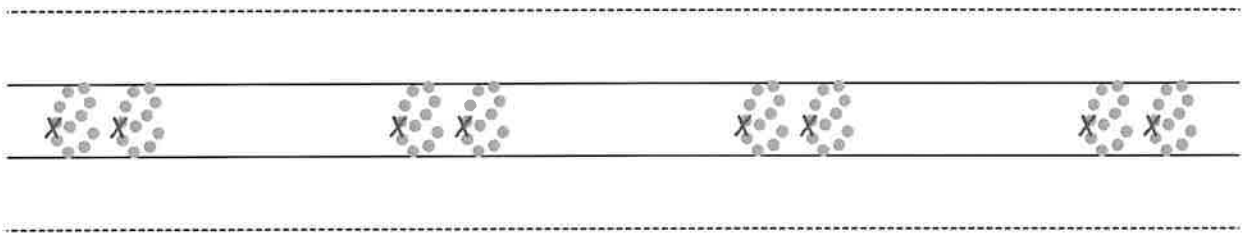
ee ee ee ee

Let's practise!



ee

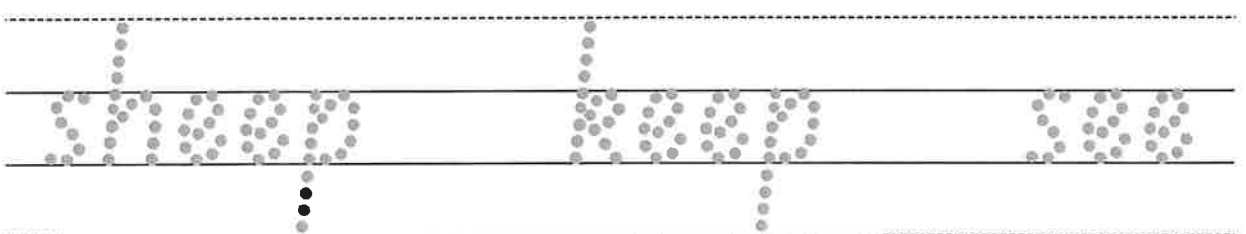
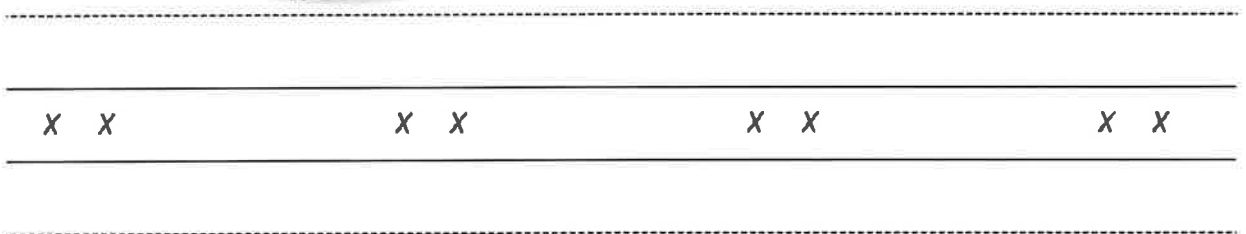
x x x x x x x x



Let's practise!



ee



$5 + 5 = \bigcirc$

$1 + 1 = \bigcirc$

$7 + 7 = \bigcirc$

$0 + 0 = \bigcirc$

$6 + 6 = \bigcirc$

$3 + 3 = \bigcirc$

$4 + 4 = \bigcirc$

$8 + 8 = \bigcirc$

$3 + 3 = \bigcirc$

$9 + 9 = \bigcirc$

$2 + 2 = \bigcirc$

$5 + 5 = \bigcirc$

$9 + 9 = \bigcirc$

$4 + 4 = \bigcirc$

$6 + 6 = \square$ so $6 + 7 = \square$

$2 + 2 = \square$ so $2 + 3 = \square$

$4 + 4 = \square$ so $4 + 5 = \square$


$10 + 10 = \square$ so $10 + 11 = \square$

$7 + 7 = \square$ so $7 + 8 = \square$

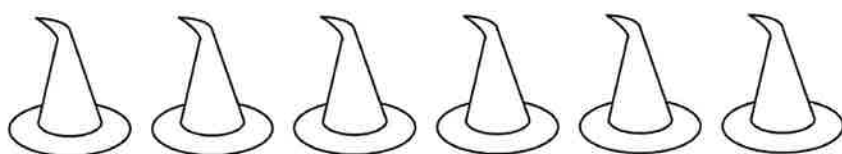
$9 + 9 = \square$ so $9 + 10 = \square$

$3 + 3 = \square$ so $3 + 4 = \square$


Subtraction




$5 - 3 = \square$



$6 - 2 = \square$




$4 - 1 = \square$



$8 - 3 = \square$



$5 - 2 = \square$



$7 - 3 = \square$

Subtraction

NAME: _____

$5 - 2 = \bigcirc$

$5 - 5 = \bigcirc$

$6 - 4 = \bigcirc$

$4 - 1 = \bigcirc$

$10 - 2 = \bigcirc$

$7 - 2 = \bigcirc$

$9 - 5 = \bigcirc$

$6 - 4 = \bigcirc$

$5 - 4 = \bigcirc$

$9 - 2 = \bigcirc$

$8 - 1 = \bigcirc$

$10 - 3 = \bigcirc$

$9 - 0 = \bigcirc$

$2 - 1 = \bigcirc$