



St James' Primary School MUSWELLBROOK


Skellatar Stock Route MUSWELLBROOK NSW 2333
P (02) 6543 3094 E admin@muswellbrook.catholic.edu.au ABN 79 469 343 054

KINDERGARTEN

LEARNING FROM


HOME


BOOKLET




Name: _____ Date: _____

Colour the pictures that begin with a short 'a' sound.






I can circle the number 1.




I can colour 1 object.

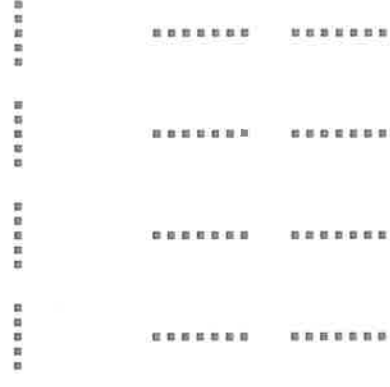
I can show the number 1 on a ten frame.




I can draw a picture of 1 object.



What number comes after 1?

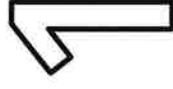


I can trace the number 1.



I can write the number one.

All About the Number



By



The Scenario

Very soon, your class will be celebrating the International Day of Friendship. To help mark the occasion, your teacher is asking everyone in the class to design and make a friendship band for a special friend. You will need to use coloured, circular beads in a repeating pattern. You must use at least three colours in each design.

Your teacher would like you to create three different friendship band designs before deciding which one you like the best. You will also need to describe the pattern you have used in each design.

The Task

To create three friendship band designs using a repeating colour pattern.

The Materials

- Coloured pencils or markers
- String
- Coloured Beads

The Procedure

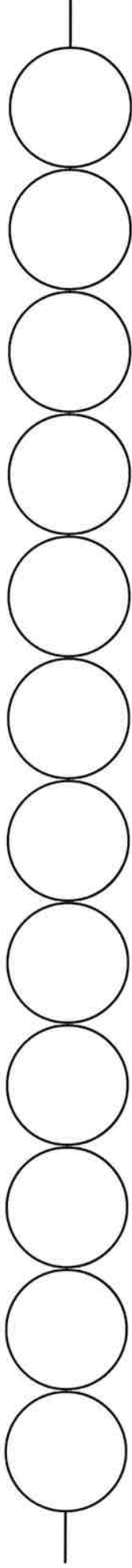
1. Colour three different friendship band designs on the template provided.
2. Describe the colour pattern that you have used for each design.
3. Choose which friendship band design you like the best.
4. If the materials are available, make your design using string and coloured beads.



Name _____ Date _____

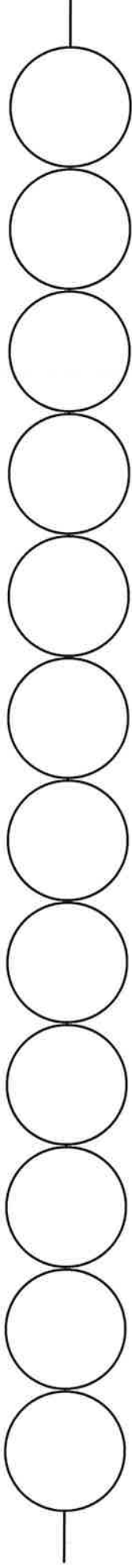
My Friendship Band Design

Design 1



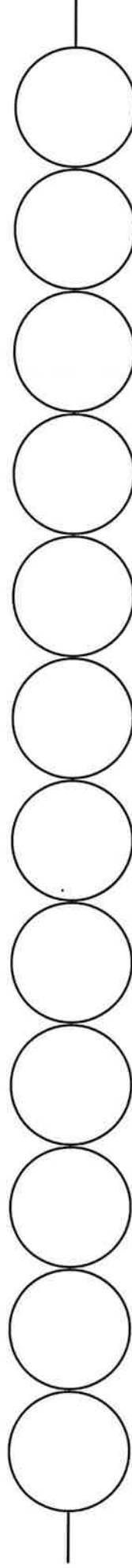
The pattern I have used for this design is: _____.

Design 2



The pattern I have used for this design is: _____.

Design 3



The pattern I have used for this design is: _____.

My favourite design is number _____ because _____.


All About My Family





by _____

This is me!




I have a family.






Here is a picture of my family.



_____ is my _____.




_____ is my _____.



_____ is _____ years old.

_____ is my _____

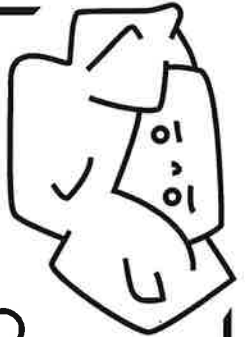




_____ was born in _____

_____ grew up in _____





In my family, _____ tells
stories about our past.






My family likes to

celebrate _____.





Name: _____

Date: _____

above


in

behind

below

on

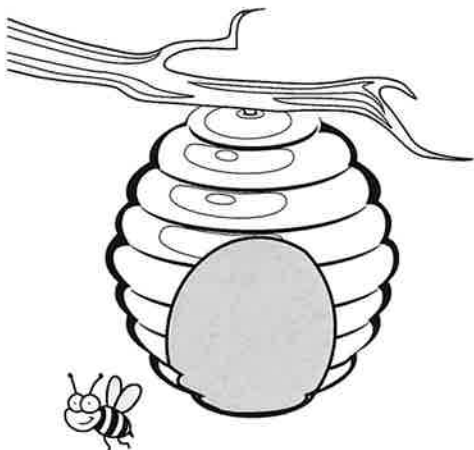
in front



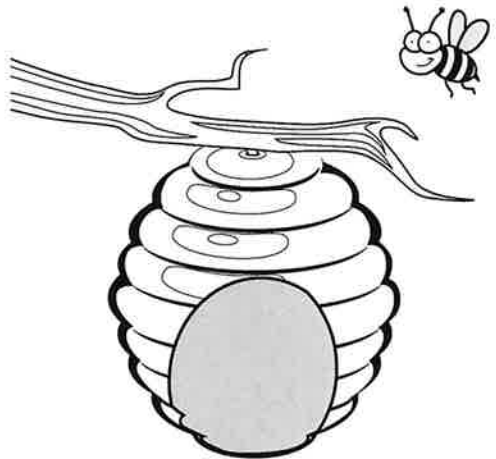
The bee is _____ the hive.




The bee is _____ the hive.



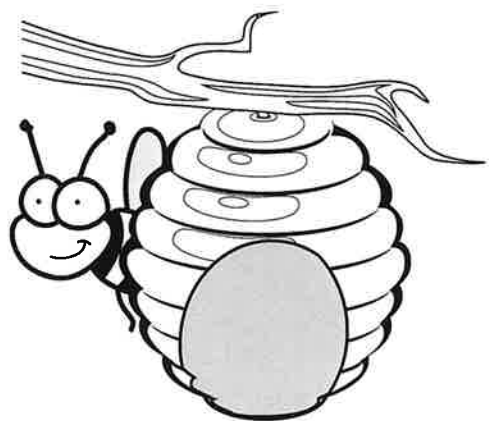
The bee is _____ the hive.




The bee is _____ the hive.




The bee is _____ the branch.




The bee is _____ the hive.




I can circle the number 2.



I can colour 2 objects.




I can write the number two.



I can trace the number 2.

I can show the number 2 on a ten frame.



What number comes before 2?


What number comes after 2?

All About the Number




By



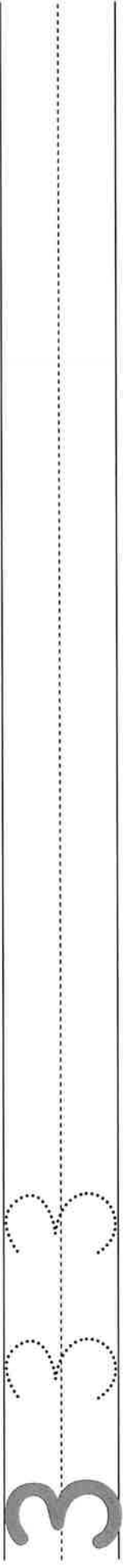


Name: _____ Date: _____

Colour the pictures that begin with a 'b' sound.

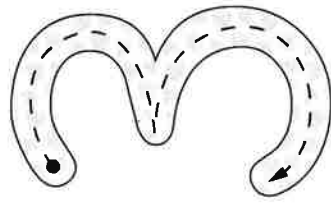


Name _____ Date _____

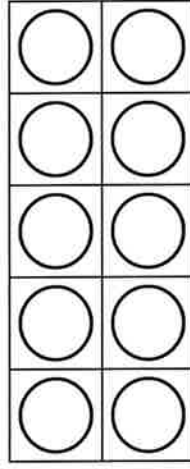


three three three

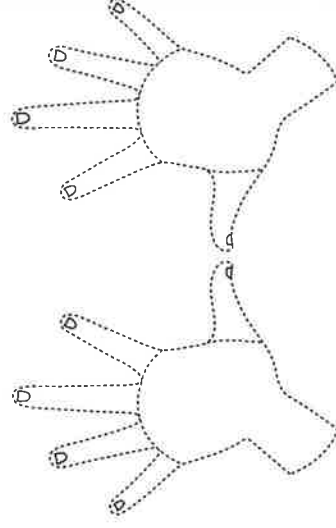
Trace the number in the correct order.



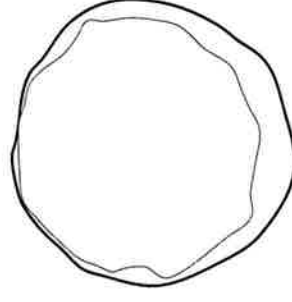
Colour in 3 dots and cross out the ones you do not need.



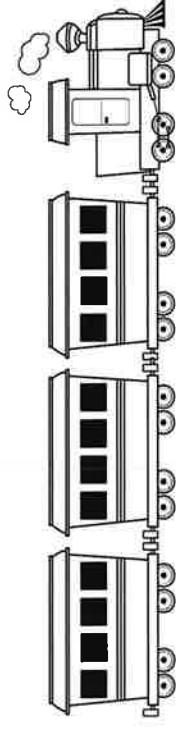
Colour the fingers you would hold up if you were showing 3.



Draw 3 chocolate chips on the cookie.



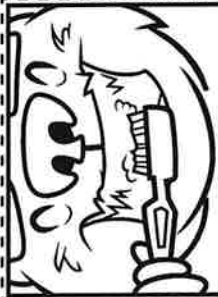











How many carriages are loaded onto the train? _____



When Does It Happen?

Cut out the pictures. Paste them under the correct heading on the next page.


Draw three more activities you do each day. Paste them under the correct heading.

				
brushing teeth	eating dinner	eating lunch	waking up	going to school
				
going to bed	eating breakfast	putting on pyjamas	getting dressed	getting home
				
morning break	doing homework			

Name: _____ Date: _____


When Does It Happen?

Morning	Afternoon	Evening




Name: _____ Date: _____

Colour the pictures that begin with a hard 'c' sound.



Name: _____

Date: _____



top

down

behind

in front

far

bottom

up

on

in

near

Jill is going _____ the hill.

The well is _____ of Jill.

Jack is going _____ the hill.

The bird is _____ the well.

The well is at the _____ of the hill.


The water is _____ the bucket.

Jill is at the _____ of the hill.


Jill is _____ from the well.

The well is _____ Jack.


Jack is _____ the well.




I can circle the number 4.



I can colour 4 objects.




I can write the number four.



I can trace the number 4.


I can show the number 4 on a ten frame.



What number comes before 4?

What number comes after 4?

All About the Number


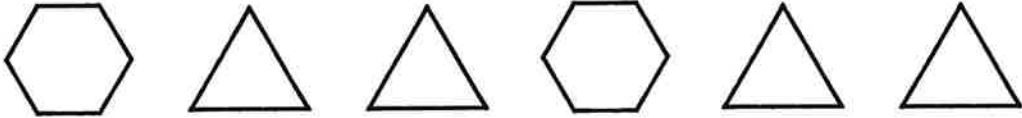


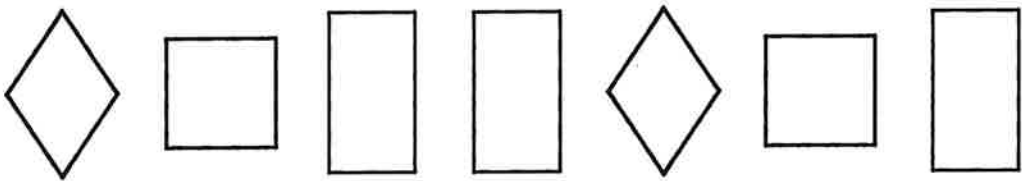
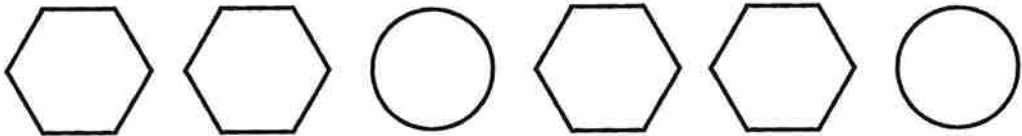


By

Find the Pattern

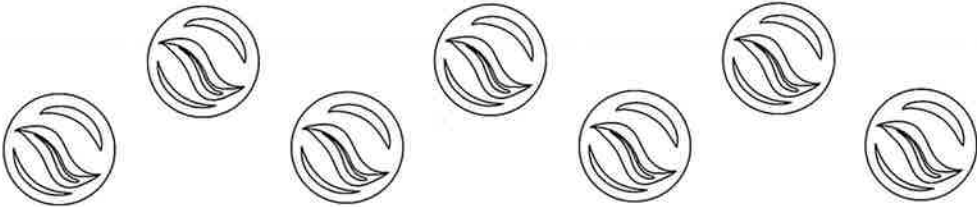





Look at the patterns below. What shape comes next?

Draw it in the empty box.

I Can Count!


Count the number of items in each row.
Write the number in the box.


Name: _____ Date: _____

Colour the pictures that begin with a 'd' sound.







I can circle the number 5.



I can colour 5 objects.



I can write the number five.



I can trace the number 5.

I can show the number 5 on a ten frame.



I can draw a picture of 5 objects.

What number comes before 5?

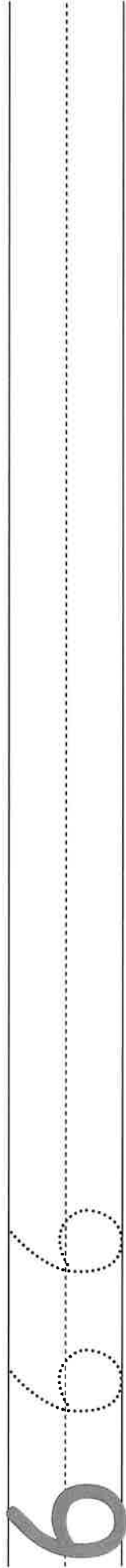
What number comes after 5?

All About the Number



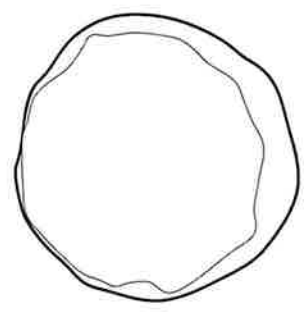
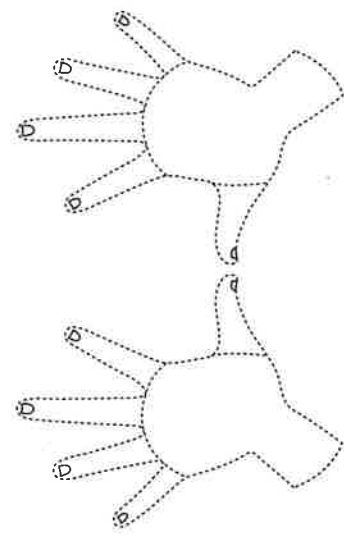

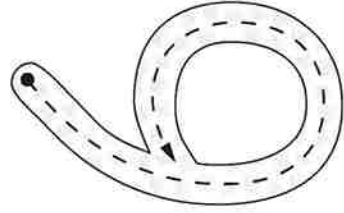
By

Name _____ Date _____

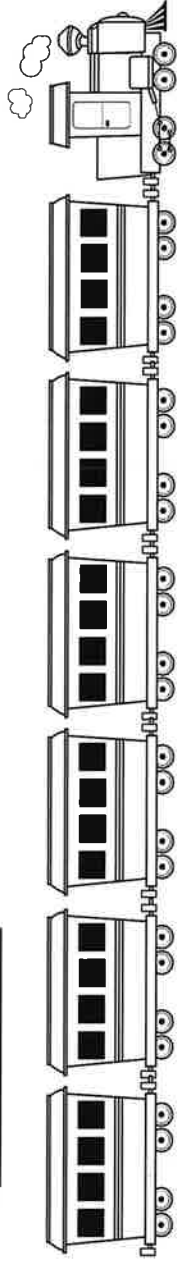


six six six


Trace the number in the correct order. Colour in 6 dots and cross out the ones you do not need. Draw 6 chocolate chips on the cookie.



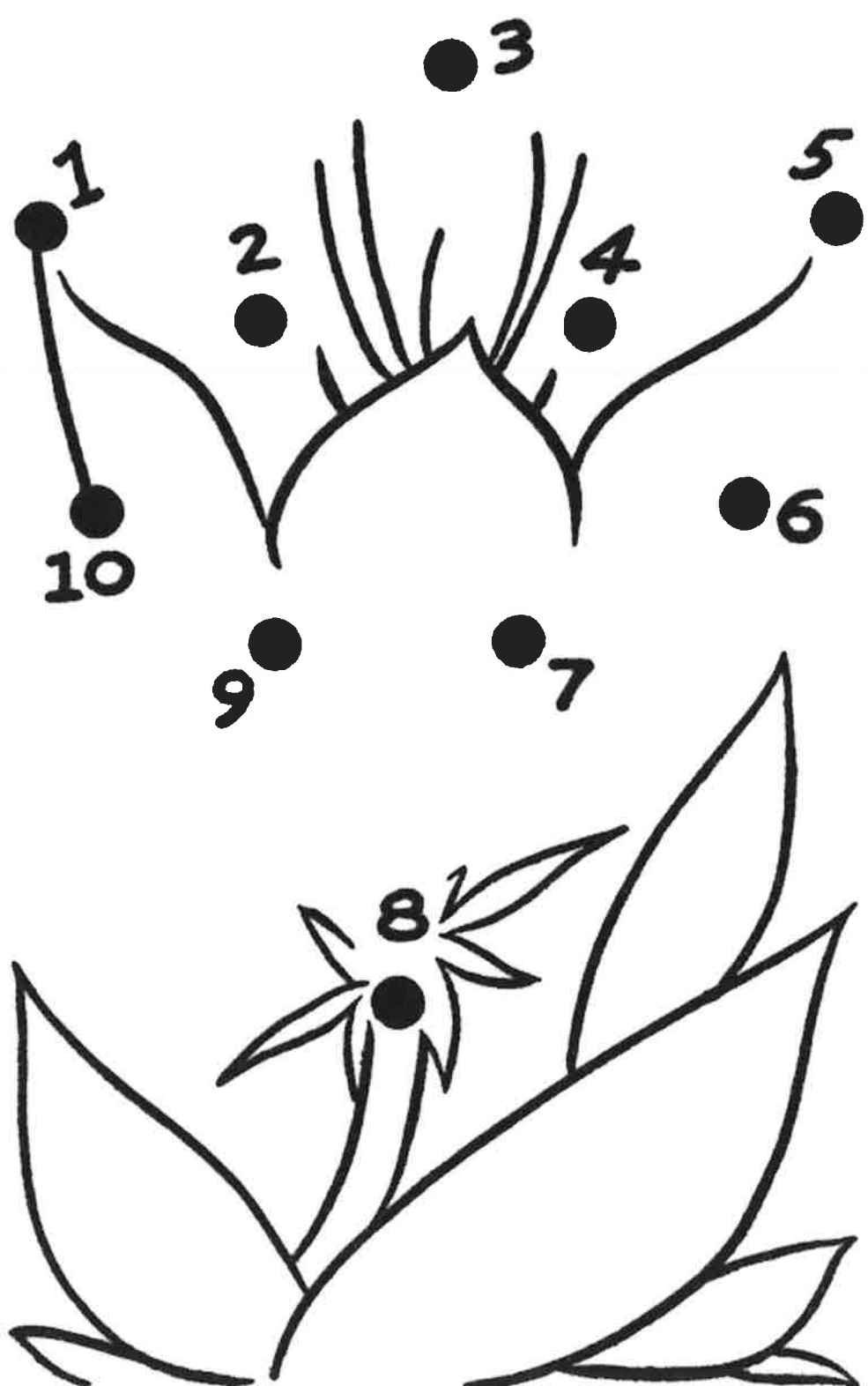
How many carriages are loaded onto the train? _____



Zany Hairstyle TEMPLATE

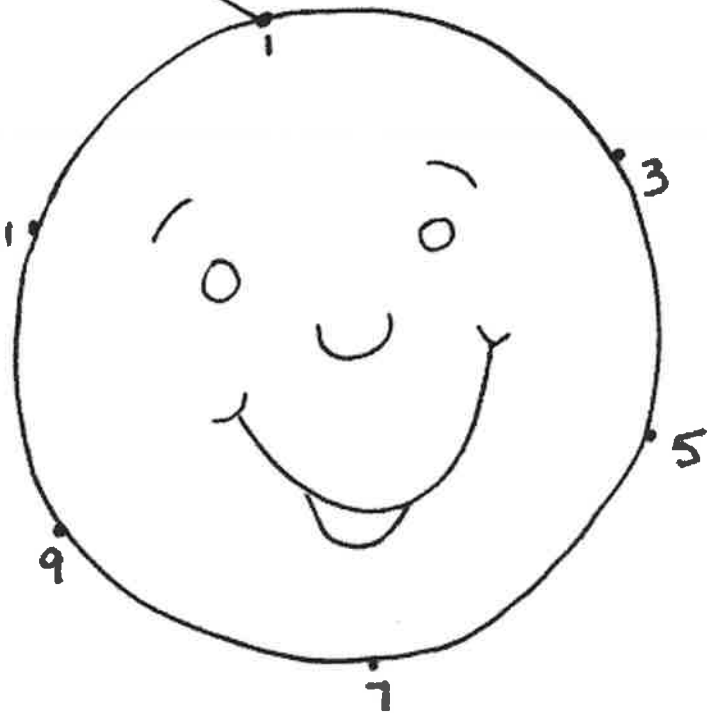


Draw and colour a zany hairstyle for this person. Remember that hair can be coloured, plaited, and twisted into different shapes. Maybe the hairstyle will even include unusual objects!



2

12



4

10

11


9





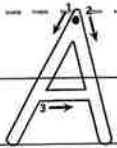

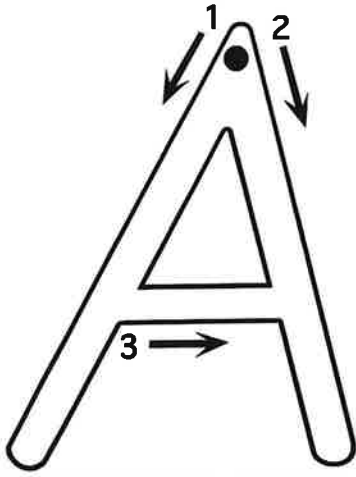
7

5

6

8





and

and

at

at

Max the fat cat

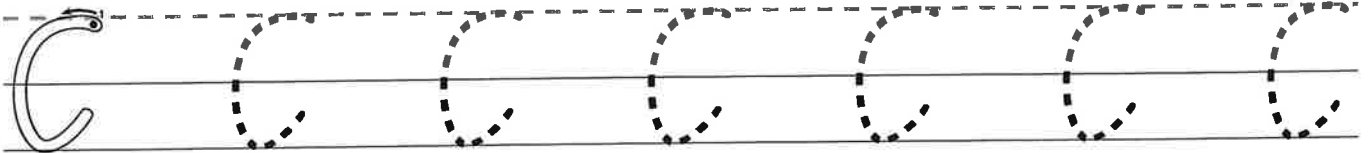

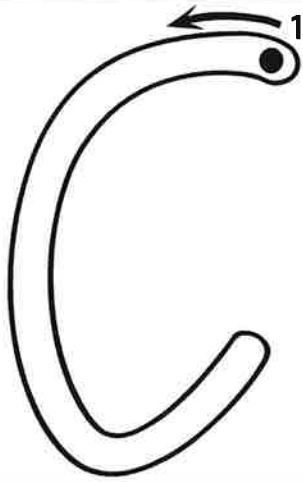
sat on the mat. He

yawned and had a

nap.

cat





can

came

can

came


The clever cow

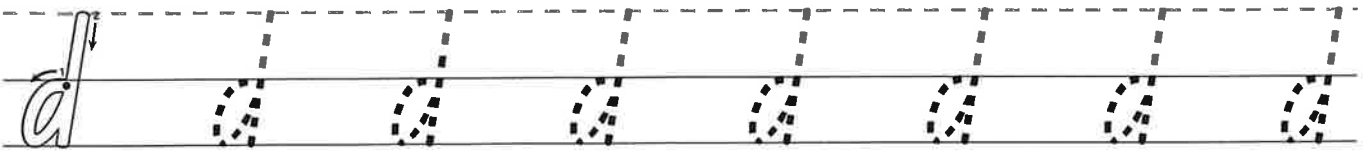
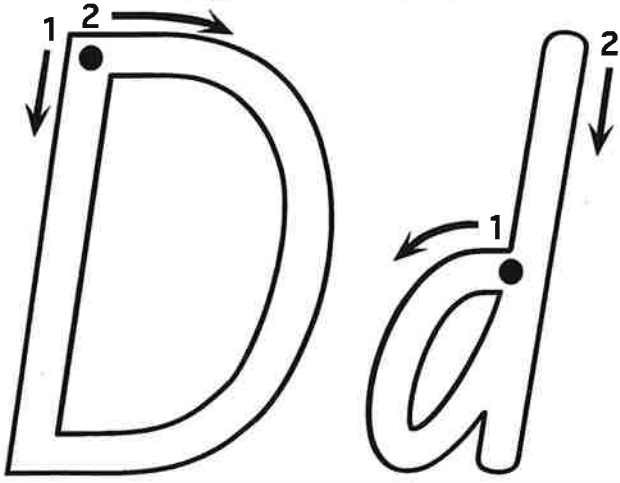
crept quietly to

eat some crunchy

hay.

COW





down

down

don't

don't


Daddy duck was


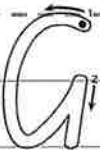

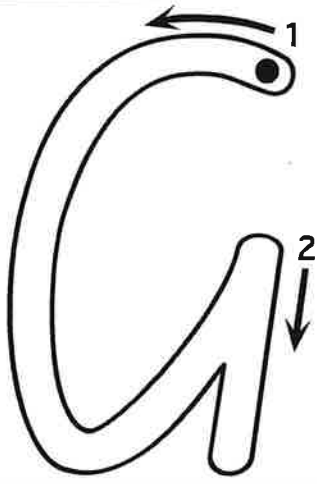
digging in the muddy

puddle to find

worms.

duck





gave

going

gave

going


Greg the giraffe

giggled at the

grumpy goat judging


his

giraffe



Beginning Sounds

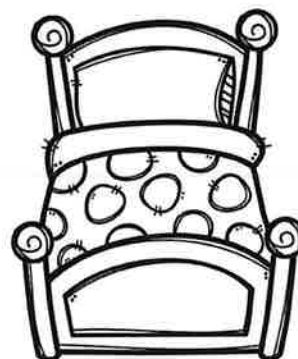
Name: _____



a t p



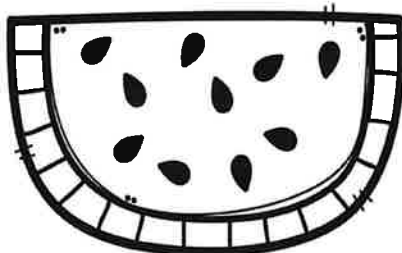
l e z



u b d



c i s




j w v



p d q



s x v



e a f




r t h

NAME _____


A E I O U

SOMETHING IS MISSING


Write the missing vowel in each word in the blank spaces below.




d o g




c _ t




c _ b




f _ x



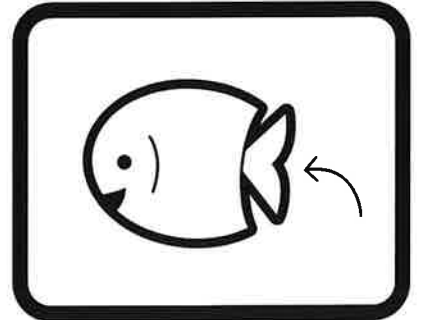
p _ g



p _ t



b _ g



f _ n



NAME _____

MAKE A MATCH

Trace each word then match the words on the left with the pictures on the right by drawing a line between them.

pan

box

bed

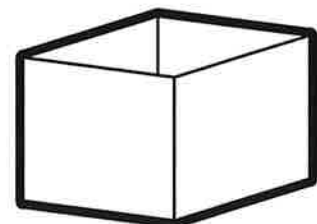
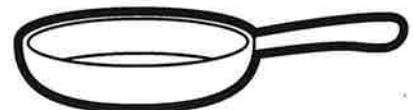
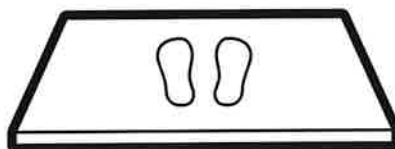

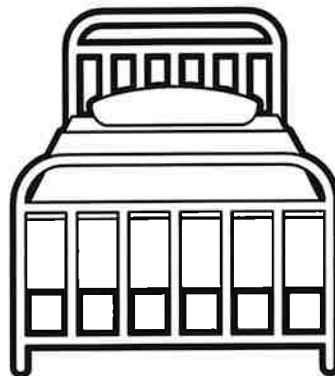


tub


pen

pin

mat

cup

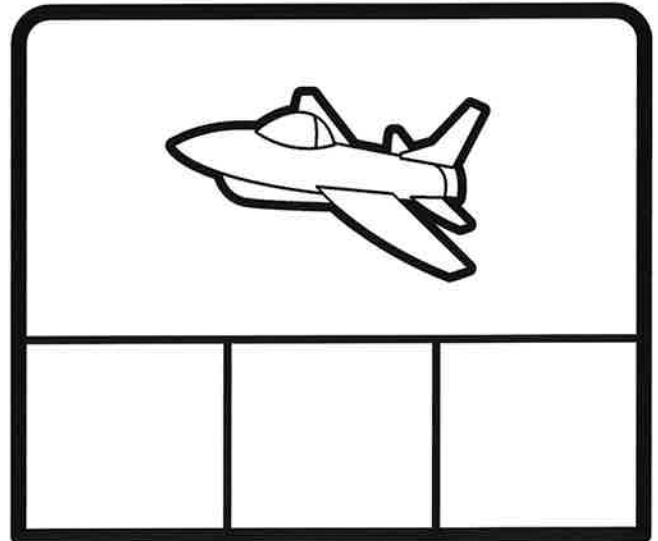







NAME _____

SNIP AND SPELL

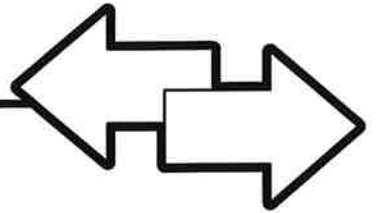
Spell the words below using the letters at the bottom of this paper. Cut the letters, spell the words, and paste them on the paper.



© Pen & Wink 2019

b s a e s u t j u n b u

NAME _____




THIS OR THAT


Color the word box that describes each picture below.



sit	kit
-----	-----



rug	mug
-----	-----




log	leg
-----	-----



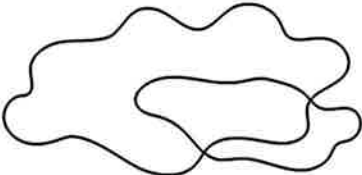
bed	wed
-----	-----



cap	map
-----	-----




red	rod
-----	-----



fog	dog
-----	-----



tag	wag
-----	-----



lip	hip
-----	-----

Name: _____


Beginning Sounds

Directions: Cut out the picture and match it to the beginning sound.

f	r	b

a	c	g

m	s



Name: _____

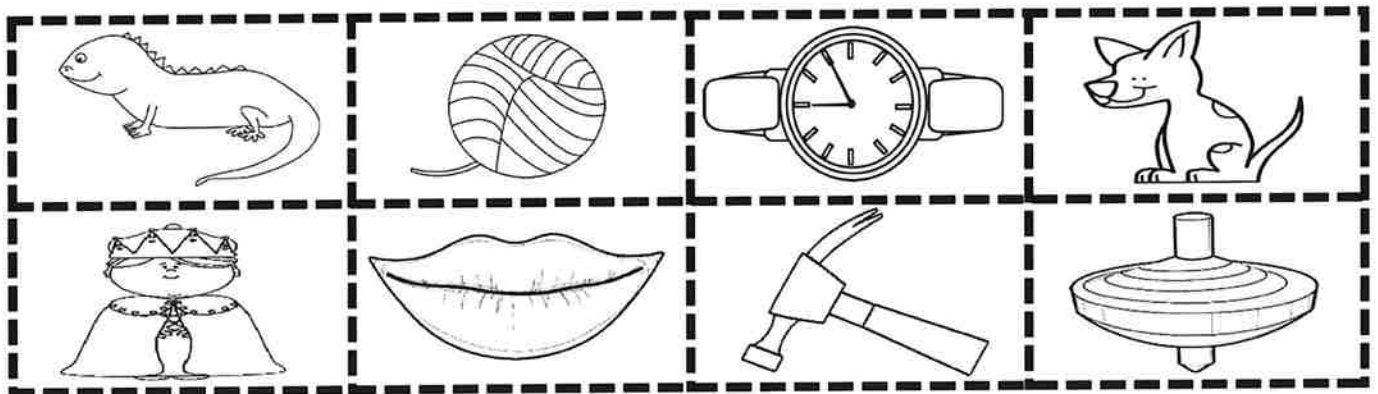
Beginning Sounds

Directions: Cut out the picture and match it to the beginning sound.

t	w	i

d	l	y

q	h



Name: _____

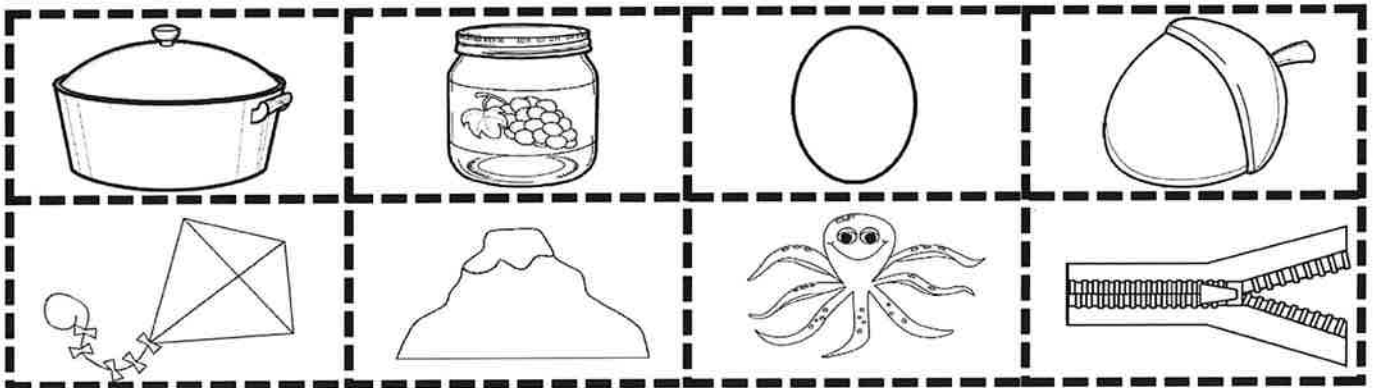
Beginning Sounds

Directions: Cut out the picture and match it to the beginning sound.

v	e	p

n	j	o




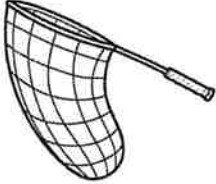
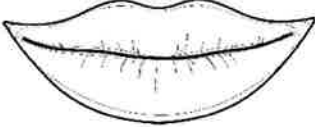
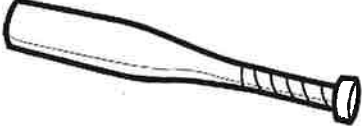






z	k



Name: _____

Beginning Sounds


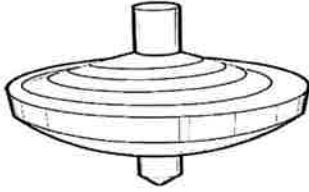

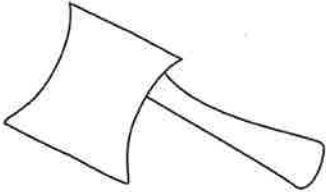
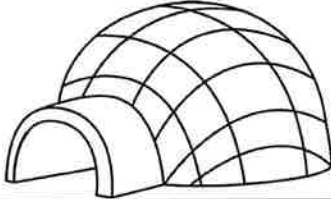

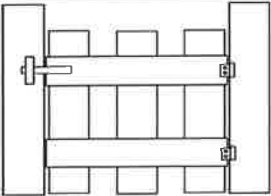

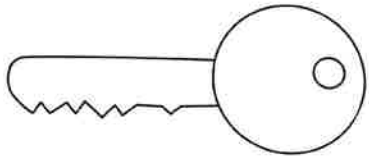
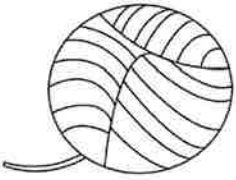


Directions: Say the name for each picture below and write the letter for the beginning sound.

		
___ug	___at	___ig
		
___et	___ips	___at
		
___an	___ctopus	___an
		
___et	___un	___og

Name: _____

Beginning Sounds

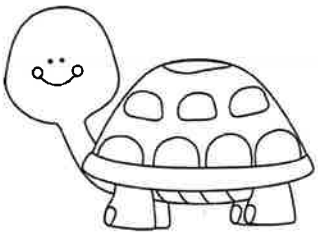
Directions: Say the name for each picture below and write the letter for the beginning sound.

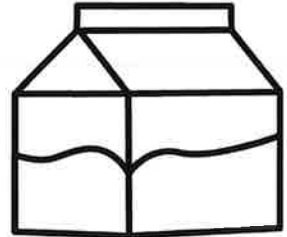
		
___oo	___op	___un
		
___xe	___gloo	___gg
		
___ate	___eb	___ey
		
___arn	___at	___p

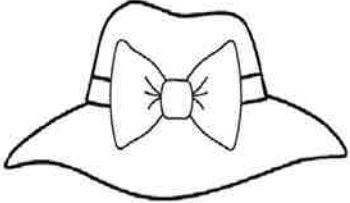
Name: _____


Beginning Sounds


Directions: Color the box with the correct beginning sound for each picture.


	s	y
	t	m


	n	m
	b	k


	c	e
	h	p

	z	f
	a	l

	c	r
	g	d

	f	w
	d	n

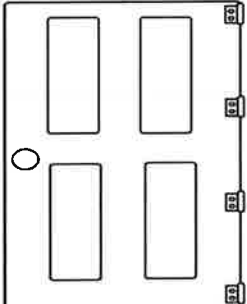
	d	b
	k	y


	g	x
	c	w


Name: _____


Beginning Sounds

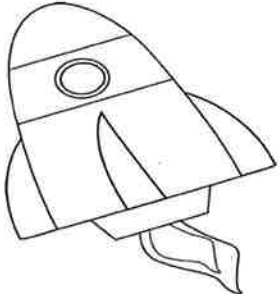
Directions: Color the box with the correct beginning sound for each picture.


	x	c
	e	d

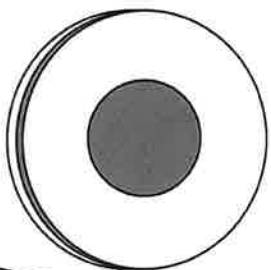
	n	m
	b	k


	c	e
	h	p

	e	l
	i	y

	c	r
	g	d

	f	a
	k	n


	d	b
	k	y


	g	x
	v	w

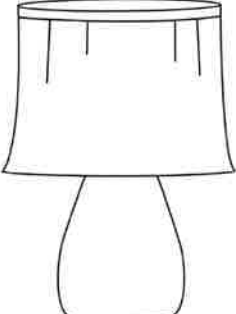
Name: _____

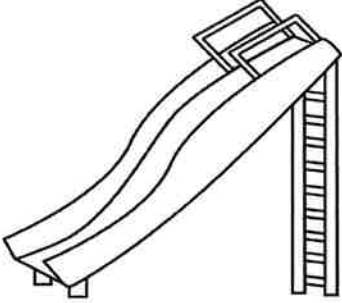
Beginning Sounds

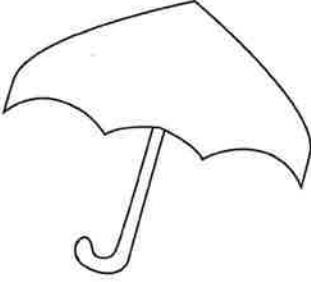
Directions: Color the box with the correct beginning sound for each picture.


	t	c
	z	d

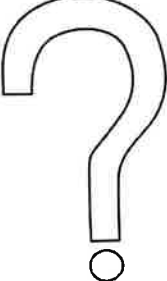
	n	m
	b	o


	c	l
	s	p



	s	l
	i	c



	u	d
	g	y



	f	a
	k	n



	d	b
	q	y



	g	x
	j	w

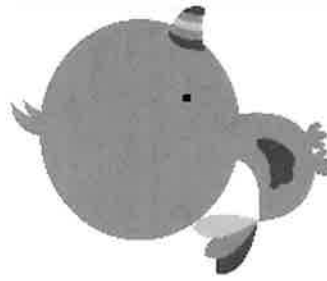

<p>2</p> 		 <p>0</p>
--	--	--



<p>3</p> 		 <p>1</p>
--	--	--



4 		 2
--	--	--

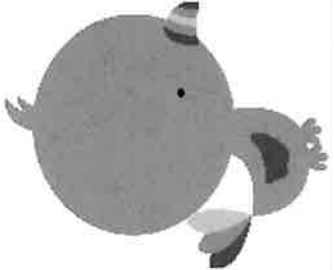

5 		 3
--	--	--



6 		 4
--	--	--



7 		 5
--	--	--



8 		 6
--	--	--

9 		 7
--	--	--


10	
	
8	

11	
	
9	


12	
10	

13	
11	


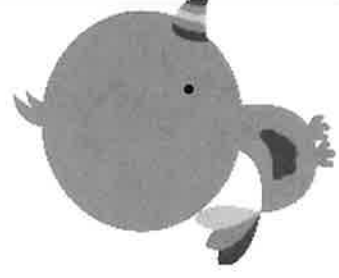
14




12



15



13



Name: _____ Date: _____

Fill in the missing numbers.

0		2
---	--	---

1		3
---	--	---

2		4
---	--	---

3		5
---	--	---

4		6
---	--	---

5		7
---	--	---

6		8
---	--	---

7		9
---	--	---

8		10
---	--	----

9		11
---	--	----

10		12
----	--	----

11		13
----	--	----

12		14
----	--	----

13		15
----	--	----



Find the number 2

2

3

2

2

4

9

8

1



10

5

2

9

3

3

1

6

7

2

4

2

3

2

8

Find the number 3

8

3

2


3

1

8

10

1



3

7

3

5

9

3

10

6

3

3

4

2

10

2

3

Find the number 5

7

5

2

5

3

7

8

10



9

5

5

3

2

10

1

5

5

3

5

1

3

2

5

Find the number 7

4

7

8

5

10

7

8

7



7

5

2

7

7

3

7

5

7

3

7

2

4

5

7

3

9

Find the number 8

5

4

9

8

8

3


9

8

8

1

7



8

8

5

6

7

8

8

9

8

7

4

4

8

Name: _____









Trace and Paste!

Learners Hub © 2020



Trace the number, paste the number word, then
paste the matching flowers

 1	one	
 2		
 3		
 4		
 5		

		two
three	five	
		four

Name: _____









Trace and Paste!

Learner's Hub © 2020

Trace the number, paste the number word, then
paste the matching flowers



 6	six	
 7		
 8		
 9		
 10		

		eight
seven	nine	
		ten

Name: _____














Trace and Paste!

Learner's Hub © 2020



Trace the number, paste the number word, then paste the matching flowers

 1 1	eleven	
 1 2		
 1 3		
 1 4		
 1 5		

	thirteen	twelve
fourteen		
		fifteen

Name: _____














Trace and Paste!

Learner's Hub © 2020



Trace the number, paste the number word, then paste the matching flowers

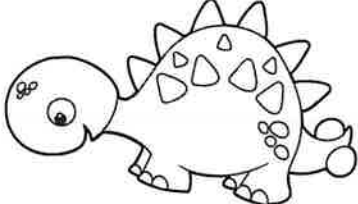





 1 6	sixteen	
 1 7		
 1 8		
 1 9		
 2 0		


	eighteen	
nineteen		twenty
	seventeen	

Name: _____

Color, Count, Cut, & Paste!

Color the pictures. Count the sets, then cut and paste the correct number.








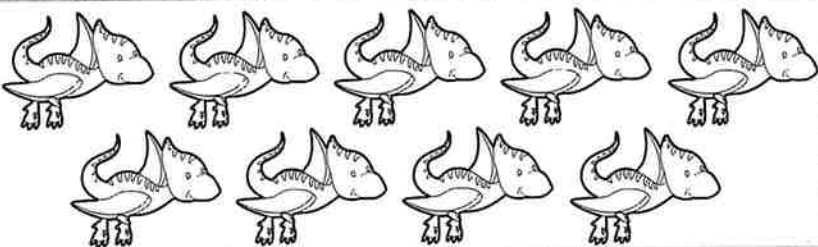
Cut & Paste

	1
	2
	3
	4
	5
	6

Name: _____




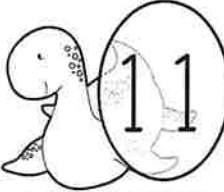
Color, Count, Cut, & Paste!

Color the pictures. Count the sets, then cut and paste the correct number.












Cut & Paste









Name: _____





Color, Count, Cut, & Paste!

Color the pictures. Count the sets, then cut and paste the correct number.









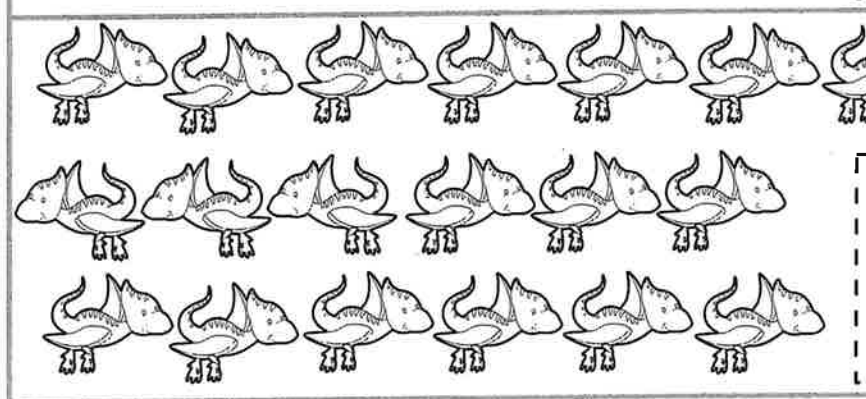

Cut & Paste







Name: _____





Color, Count, Cut, & Paste!

Color the pictures. Count the sets, then cut and paste the correct number.


	
	
	
	




Cut & Paste

Name: _____





Counting to 20



Learner's Hub © 2020

Trace	1	2	3	4	5	6
7	8	9	10	11	12	13
14	15	16	17	18	19	20




						

	1	2	3	4	5	6
7	8	9	10	11	12	13
14	15	16	17	18	19	20

Name: _____

Learner's Hub © 2020

Tracing to 20

			1	2	3
	4	5	6	7	8
9	10		11	12	
13	14	15	16	17	
18	19	20			

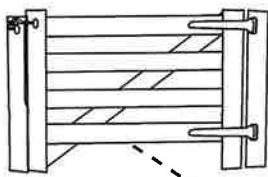


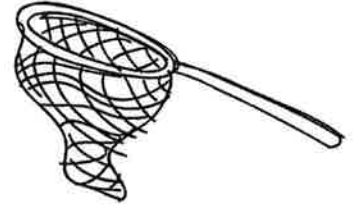
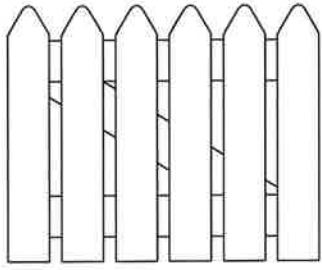
Name: _____



Number Maze

Find the path from the girl to her crayons by following the numbers from 1-20. Check them or color the boxes as you go.

START		1	2	3	4	14
18	20	19	7	6	5	17
16	10	9	8	3	1	2
7	11	12	3	1	6	20
12	2	13	1	5	9	12
16	6	14	17	18	19	6
18	5	15	16	3	20	20
14	3	2	1	FINISH		




e

g

c

n



d

g







e

n

Materials: Coloured pencils


Instructions: Draw a line from the letter 'g' to the /g/ pictures. Colour in the pictures that start with /g/. Draw a line from the picture to its beginning sound. Trace inside the letter. The first one has been done as an example.



d


c

h



o

e

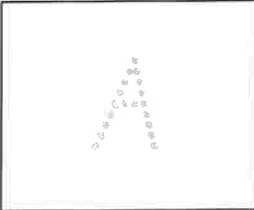






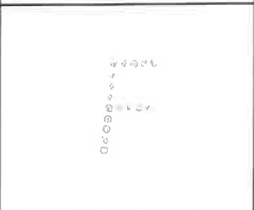







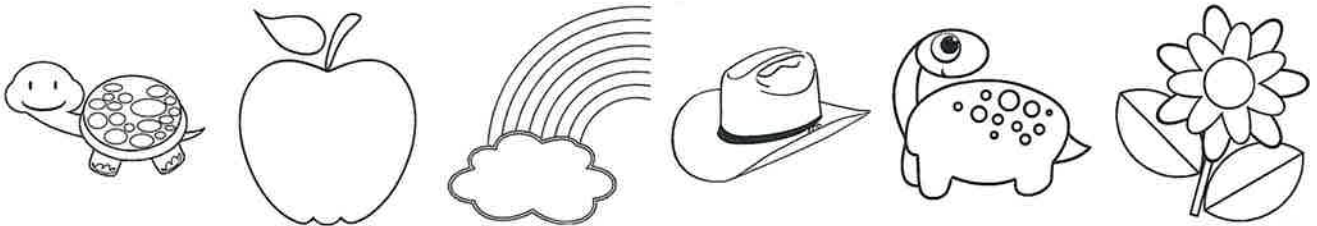
f


e

Materials: Coloured pencils

Instructions: Draw a line from the letter 'e' to the /e/ pictures. Colour the pictures that start with /e/. Draw a line from the picture to its beginning sound. Trace inside the letter. The first one has been done as an example.



I fed my pet

I fed my pet

My hat is red

Draw 

Draw 

I fed my pet

My hat is red

was is you the

is was the you

The cat was mad

at you.

Draw 

Materials: Pencil, coloured pencils

Instructions: Use different colours to join the matching Tricky Words. Trace and read the sentence and draw a picture to illustrate. Why do you think the cat was mad at you?

Which teddy is first?



twinkl.co.uk

Which star is second?



twinkl.co.uk

Who is third?



twinkl.co.uk

Who is fourth?




twinkl.co.uk

Which monster is last?




twinkl.co.uk

Who is last?




twinkl.co.uk

Which elephant is fourth?



twinkl.co.uk

Which monster is third?



twinkl.co.uk

Who is second?



twinkl.co.uk

Which monster is first?



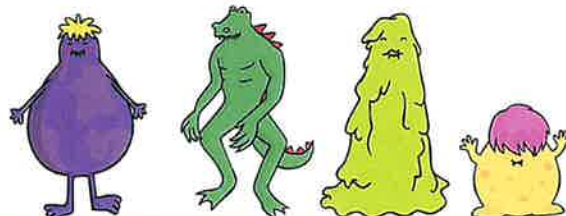
twinkl.co.uk

Who is first?




twinkl.co.uk

Which monster is second?




twinkl.co.uk

Which is third?




twinkl.co.uk

Who is fourth?



twinkl.co.uk









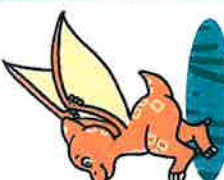

Which monster is last?



twinkl.co.uk

Dinosaur Ordinal Numbers

Can you cut out and stick the ordinal numbers in the boxes below to show the order of the dinosaurs?

										
---	---	---	---	---	--	---	---	---	--	--



visit [twinkl.com](https://www.twinkl.com)



5th

8th

1st

4th

7th

6th

2nd

10th

3rd


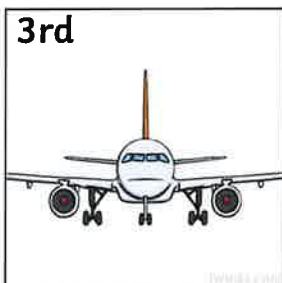
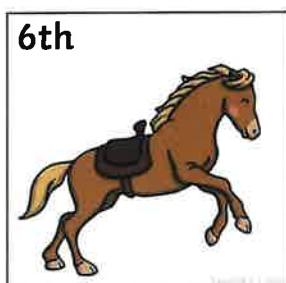
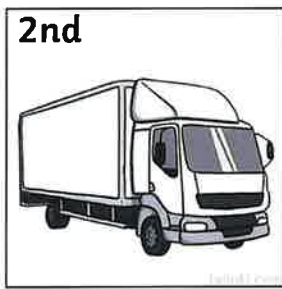
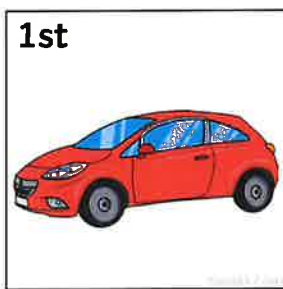

9th

Cut and Stick Ordinal Numbers

Transport

Cut out the images at the bottom and stick them in the correct order on the boxes.







Sunday Gospel Activities

NINETEENTH SUNDAY OF ORDINARY TIME

JOHN 6:41-51

NAME: _____




©LPI

Brought to you by CatholicMom.com and Holy Cross Family Ministries.

THE FAMILY THAT PRAYS TOGETHER STAYS TOGETHER.

We use our hands for prayer. Colour these hands.
Think of all the times that you have helped others.
Thank God for all the wonderful things in your life.

Cut out the hands and put them in a
special place and help someone at home.



Blessed Mary MacKillop (August 8)



Mary MacKillop was a courageous woman with great faith in God. She looked after many people and showed them how to live as God's children.