



St James' Primary School
MUSWELLBROOK

Skellatar Stock Route MUSWELLBROOK NSW 2333
P (02) 6543 3094 E admin@muswellbrook.catholic.edu.au ABN 79 469 343 054

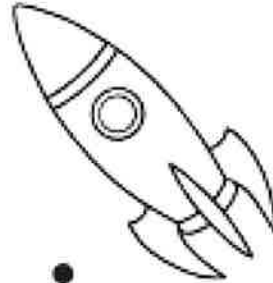
KM - MRS JACOBS

**LEARNING FROM
HOME**

**MONDAY 30 AUGUST
TO**

FRIDAY 3 SEPTEMBER

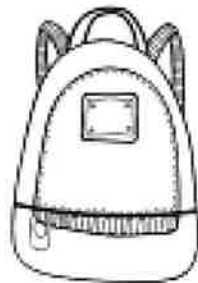
NOTE – You are asked to do these worksheets in conjunction with the SJM Home Learning site (<http://www.sjmhomelearning.weebly.com>)



b



r



Draw 

b



Draw 

r

Materials: Blue and red pencils

Instructions: Use a blue pencil to join the letter 'b' to any pictures that start with the /b/ sound.
Use a red pencil to join the letter 'r' to any pictures that start with the /r/ sound. Colour the pictures.
Draw one thing you can think of that starts with 'b'.
Draw one thing you can think of that starts with 'r'.

Cut ✂ Paste 📄 and Trace 🖋

B b 	L l 

B b L l

Name: _____

Colour each tricky word in the top row in a different colour.
Use your chosen colours to match the words below.
For example, colour 'look' in red, colour 'has' in yellow.

look	one	has	we	to	were
------	-----	-----	----	----	------

	look		to		look
we		has		one	
	were		we		to
one		to		look	
	has		were		one
we		one		look	












Read  and draw 

We look at the cat.

Read  and draw 

I had one sip.

Materials: Glue, scissors, pencil, one set of pictures for each child
Instructions: Cut out pictures from Template. Glue pictures under their correct beginning sound.
Trace the letters.

Making Connections



- to - Self



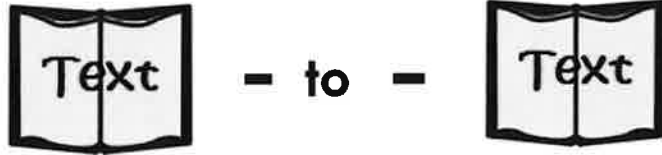
Title: Wizzil

Author: William Steig

My Connection

This book reminds me of _____

Making Connections



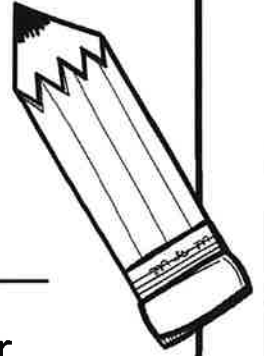
Title: Wizzil

Author: William Steig

My Connection

This book reminds me of _____

Comparing Length Scavenger Hunt



Name: _____

Directions: Find 3 objects that are LONGER than your pencil and 3 objects that are SHORTER than your pencil.

Longer

Shorter

COMPARING LENGTH

Name: _____

Directions: Compare the length of the objects to the line. Glue the objects that are LONGER than the line into the top box. Glue the objects that are SHORTER than the line into the bottom box.






Longer

Shorter

Look

Dealing with unsafe situations

Draw how these pictures could be safer.



Safe

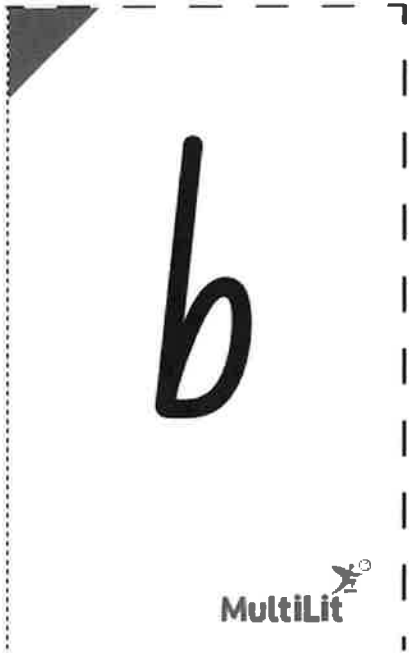
Create a Safety Puzzle and share with a friend

Swap your puzzle with a friend and both try
and complete each other's.

- Get an A4 piece of paper.
- Fold that piece of paper in half.
- And then in half again.
- And in half again.
- Open up the paper.
You should have 8 squares.

- Now, think of a time you felt safe or behaved in a way that made you or others safe.
- Draw what you were thinking of on your piece of paper. You can colour it, or use stickers. Make it as beautiful as you can.
- Along the folds you created cut your paper.
- You will have 8 squares.
- You now have a safety puzzle that you can share with a friend.





The letter

B




TRACE IT



COLOR IT



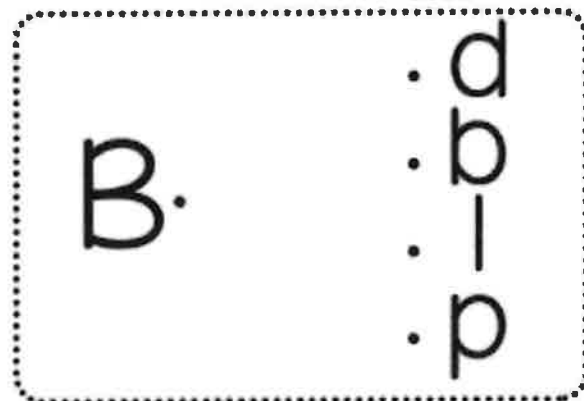
TRACE IN PENCIL



FIND IT



MATCH IT

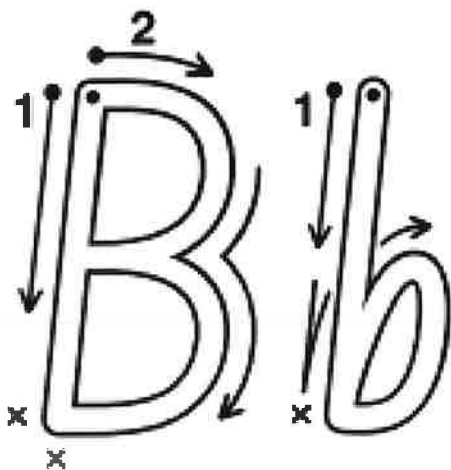


WRITE IT



Names: _____

Dates: _____



be

big

baby

bird



B B B B B B



B



b b b b b b b



b

Copyright © Todd Ransom

My letters are neat.

My letters sit on line.

My letters have spaces.



g

e

l

n

e

gas

on

gap

lad

net


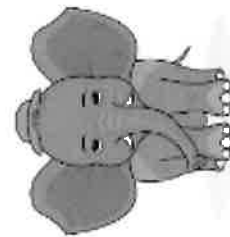
lot

men

lip

ten

lin




Tricky Words

I the My my is a


1. I met the man.
2. I fed the dog.
3. My pet is on a log.
4. I can get a red pen.

This book belongs to _____

My



b




Workbook




Circle all the **b** sounds.

b d b
c
a b
d a
c d b

Put a circle around the things that begin with **b**.




dragon



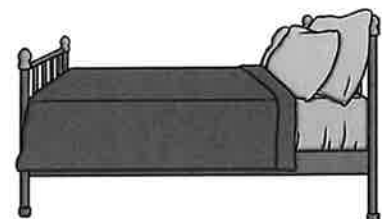
bird



bear




door




bed

Colour in the bear.

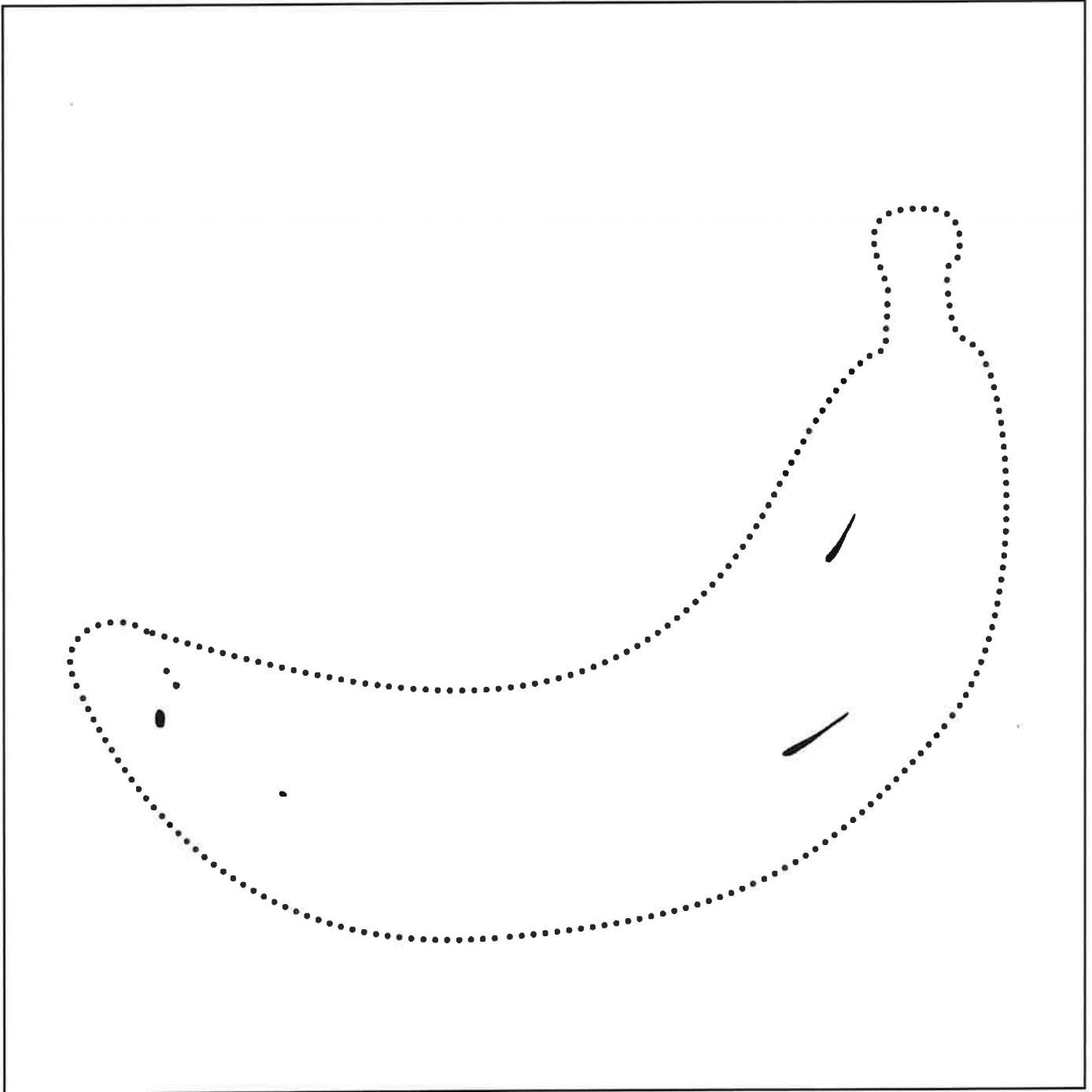


Draw something that begins with the letter **b**.



What did you draw?

Join the dots!




What did you draw?

Initial Sound Sort: 'b'

Listen to the beginning sound of each picture. Cut and glue the pictures into the correct column.

b	not b



Bb


B B B B B B B

b b b b b b b

Find and circle the letter Bb.

b G D B C o G d D B
d d a D b C a d
o C g b d g a G b d

Colour the pictures that begin with a Bb.



Making Connections



- to -

Self



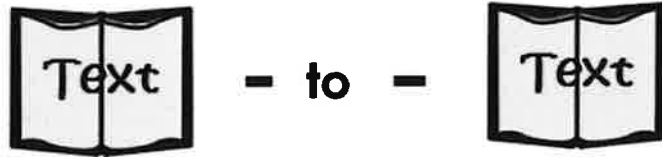
Title: Wizzil

Author: William Steig

My Connection

This book reminds me of _____

Making Connections



Title: Wizzil

Author: William Steig




My Connection

This book reminds me of _____

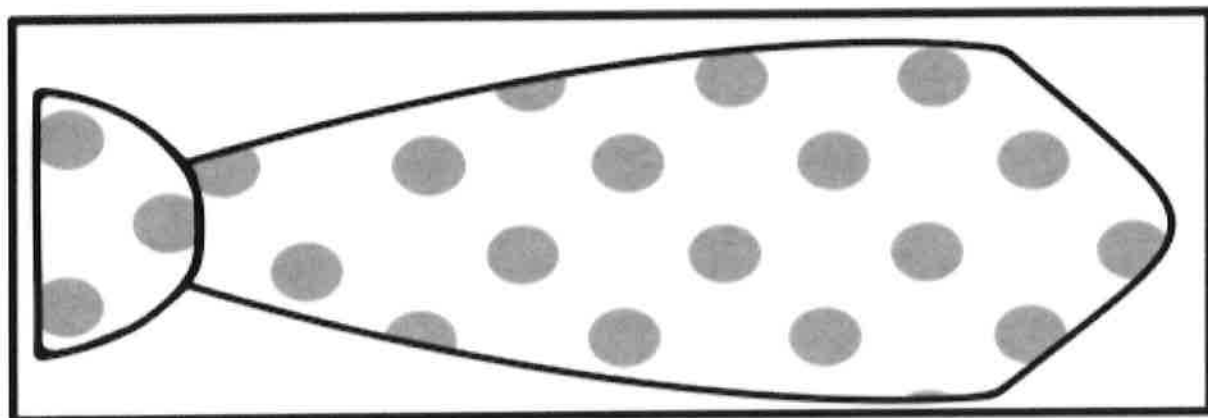
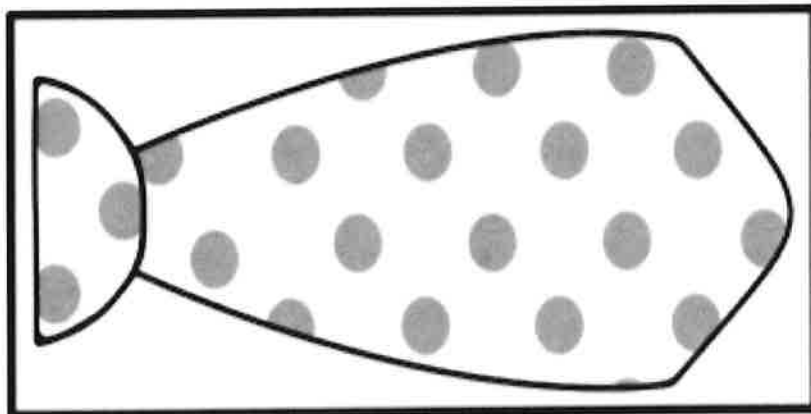
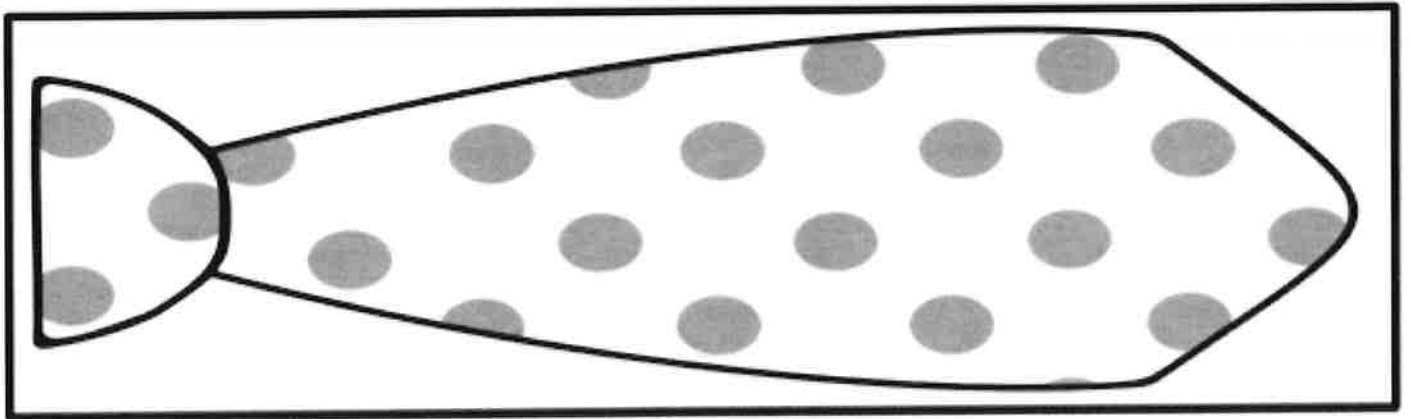
Write a question sentence about this picture.



**I can order pictures from
shortest to tallest.**



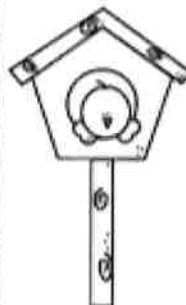
**I can order objects from
shortest to longest**



I can compare objects by height

Taller

Shorter



ME ON THE MAP




MY STREET


MY REGION

MY TOWN

Me on the Map - Flipbook



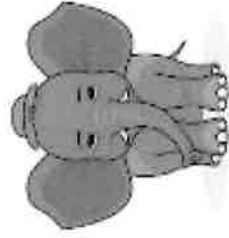
MY STATE



MY COUNTRY



e	n	g	e	l
hen	lag	can	nod	let
log	peg	nip	get	neg



Tricky Words




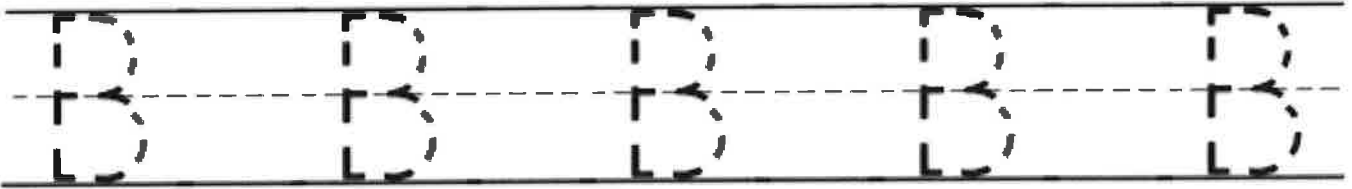
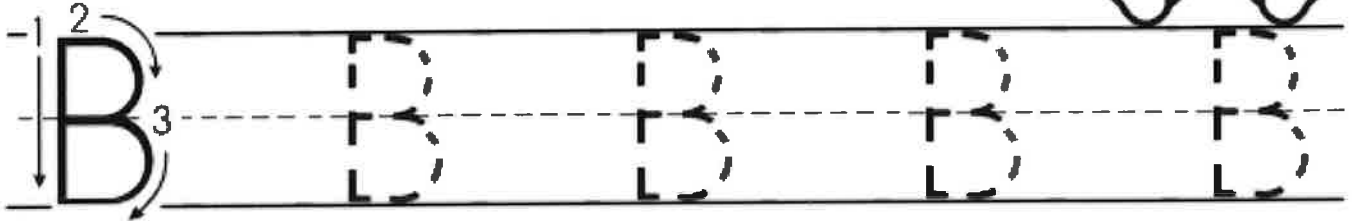
is my I the The

1. It is my rod.
2. I am mad at Sid.
3. The fat cat is sad.
4. Cam is at the top.

Name: _____



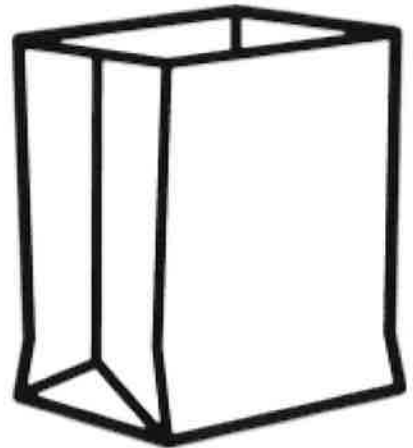
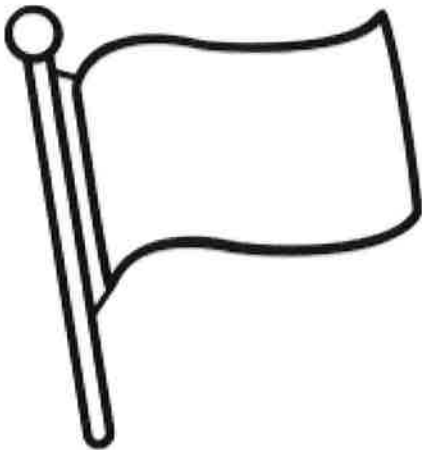
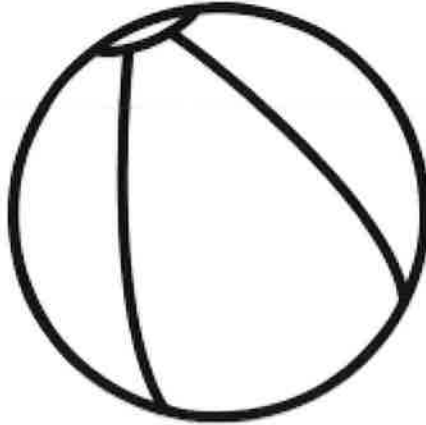

Let's Write Bb

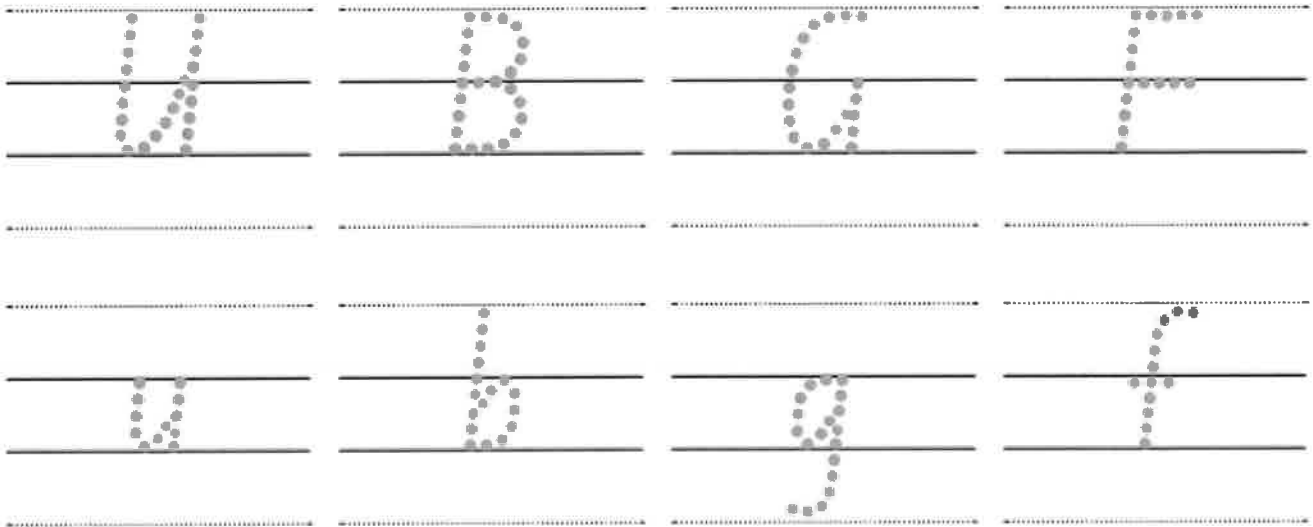


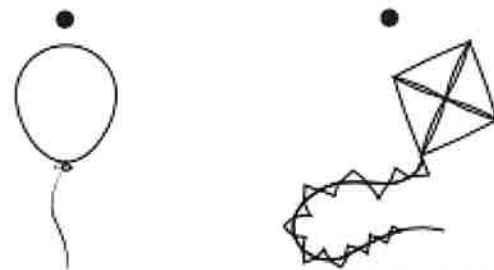
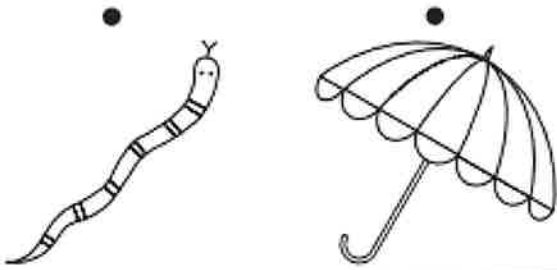


Name: _____

Picture Sounds

Color all the pictures that begin with 'b'.










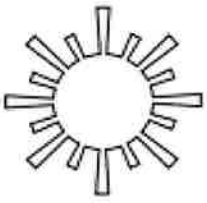
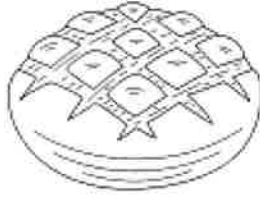
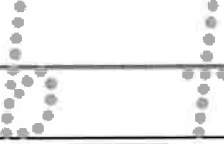







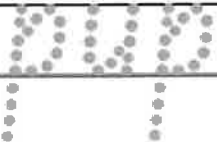

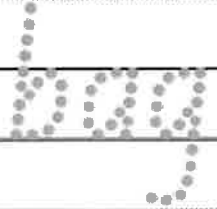
<p>B b</p>  <p>A balloon with a string and a kite with a tail.</p>	<p>U u</p>  <p>A caterpillar and an open umbrella.</p>
<p>F f</p>  <p>A cat and a table fan.</p>	<p>G g</p>  <p>A goat and a table lamp.</p>

Materials: Pencil, coloured pencils

Instructions: Trace the letters. Draw a line from the letter to the picture that has the matching beginning sound. Colour the picture.

		
_____	_____	_____
		
_____	_____	_____

		
_____	_____	_____
		
_____	_____	_____

Draw 	Draw 	Draw 
_____	_____	_____
		
_____	_____	_____



is	<u>Wizzil</u>	very
a	witch.	bored


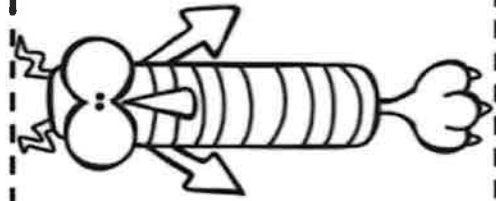
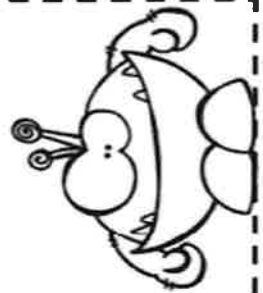



Ordering Monsters

Cut out the monsters and order them from smallest to tallest.

Smallest


Tallest




Measure the Pencils

Write down how many blocks long each pencil is.

__ blocks long



__ blocks long



__ blocks long



__ blocks long



__ blocks long



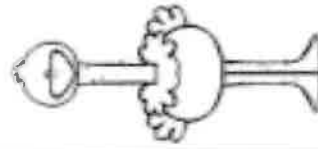


__ blocks long



Measure the Ostriches

Write down how many blocks tall each ostrich is.



___ blocks tall

___ blocks tall







___ blocks tall

___ blocks tall

___ blocks tall

Who's the Tallest

Look at the two kids in each box, color the tallest.



This is St. James' Church in Muswellbrook



This is inside the church.



Fr Victor is our Parish Priest

This is St. James' Church in Muswellbrook



This is the outside of the church.



This is inside the church.

Cut  Paste  and Trace 

his	look	her	fun

Sam and his pup

had a lot of fun.

Draw 

Materials: Scissors, glue, pencil, coloured pencils

Instructions: Cut out Tricky Words from Template and glue them at the beginning of the correct sentence. Make sure the sentence makes sense. Trace the words in each sentence. Draw a picture of the boy and the girl and their pets having fun together.



Her

His

We



Materials: Pencil, coloured pencils, scissors, glue

Instructions: Cut out Tricky Words from Template and match to the correct word. Glue in place. Trace the sentence. Read the sentence. Draw a picture to illustrate.



his

look

her

fun

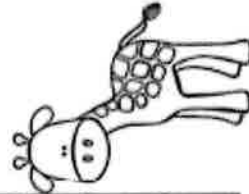



Measure the Giraffes

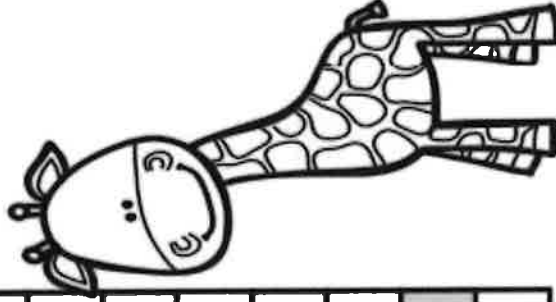
Write down how many blocks tall each giraffe is.



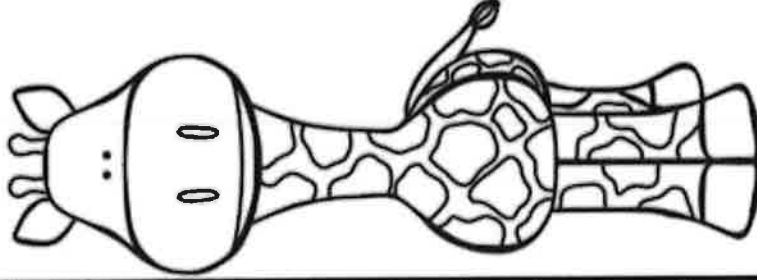
___ blocks tall



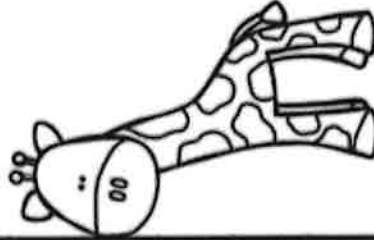

___ blocks tall



___ blocks tall



___ blocks tall



___ blocks tall

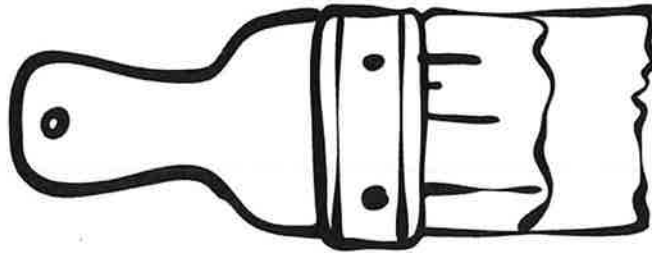
Name _____

Date _____

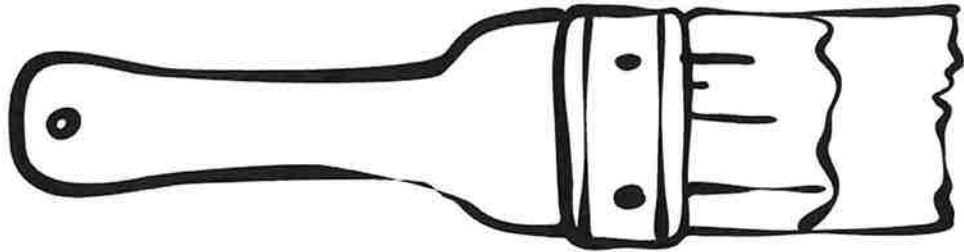
Long or Short

Color the long brush green. Color the short brush blue.

Short



Long



Think of something to draw — A short one and a long one.

Short

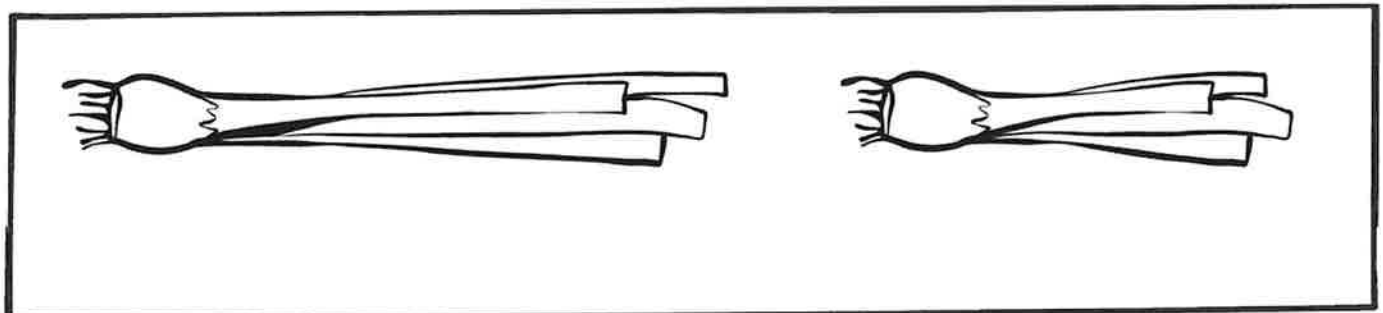

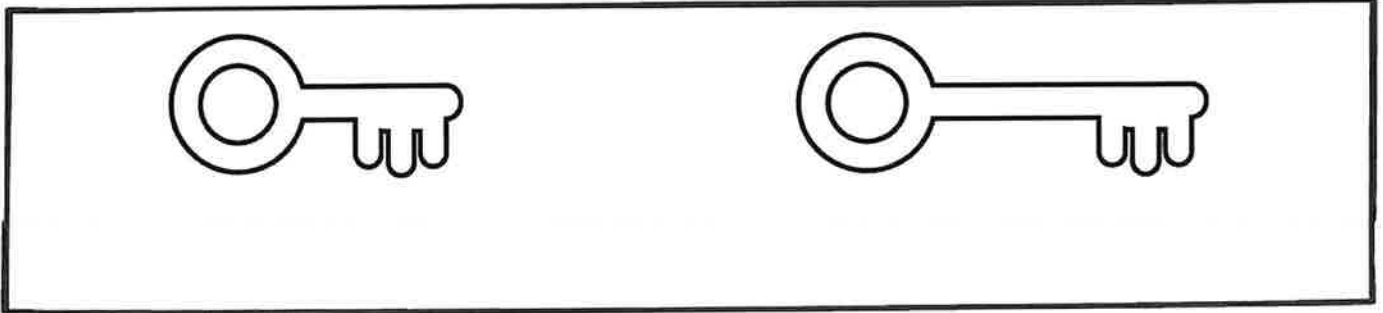
Long

Name _____

Date _____

Longer or Shorter?

Cut and paste the labels below their corresponding pictures.



www.cleverlearner.com

Shorter

Longer

Shorter

Longer

Longer

Shorter







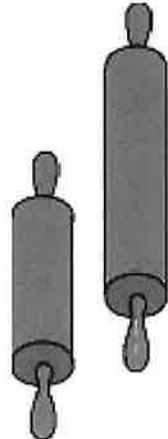





Longer

Shorter

Name _____

Measurement Activity




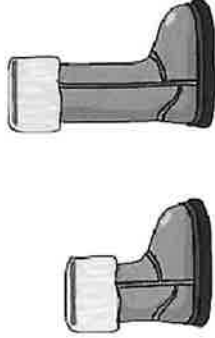



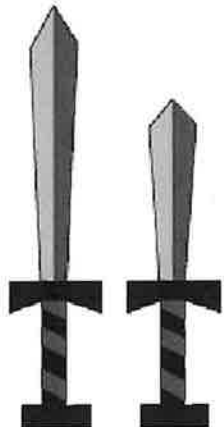



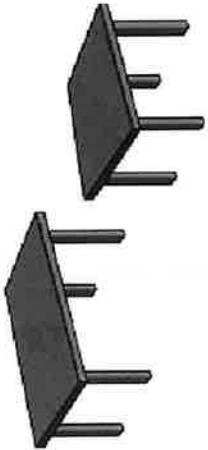
Look at the pairs of objects below. Circle the object that is shorter.


		
		
		
		

Name _____

Measurement Activity

Look at the pairs of objects below. Circle the object that is longer.



Doodle Art Alley ©

GODS

LOVE

has NO

LIMITS

WE DON'T JUST

GO

TO CHURCH



WE

ARE

THE

CHURCH



Keeping Kids Active

OUTDOOR ACTIVITIES FOR PRIMARY SCHOOL AGE CHILDREN

For health benefits, children aged 5-12 years need at least 60 minutes of moderate to vigorous physical activity every day. Variety is important! These activities can be done in a safe outdoor area and adapted for different ages and spaces.

Bubbles

TIPS

- See who can pop the most or blow the biggest.
- Work out which way the wind blows.

RESOURCES

Bubble mixture and bubble blower.



SKILLS DEVELOPED

PDHPE- Fundamental Movement Skills (FMS), Science & Technology

Build a cubby house

TIPS

- Use your imagination.

RESOURCES

Sticks, old sheets, blankets, cardboard, etc.



SKILLS DEVELOPED

STEM, Creative Arts

Dance

TIPS

- Try to dance like a robot, basketball player, superhero, grasshopper, football or soccer try dance, tiptoe dance, high energy dance.
- Wear headphones to create a silent disco.



SKILLS DEVELOPED

PDHPE- FMS, Creative Arts- dance

REFERENCES

Youtube 'Exercise, dance and movement videos'.

Chalk art

TIPS

- Create pavement art such as fun images or a nice message for your family, neighbours or community.
- Share a photo.



SKILLS DEVELOPED

PDHPE-fine motor skills, Creative Arts

REFERENCES

Search 'sidewalk chalk activities'.

Chalk challenges

TIPS

- Draw hop scotch, obstacle course, challenge course.
- Encourage kids to jump, hop, stand on one foot, spin etc.




SKILLS DEVELOPED

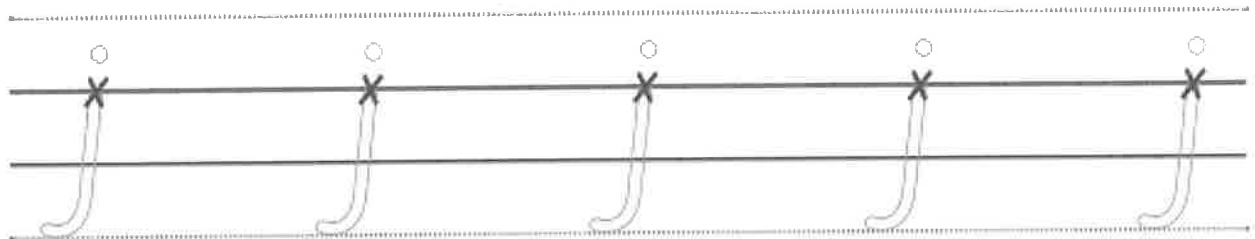
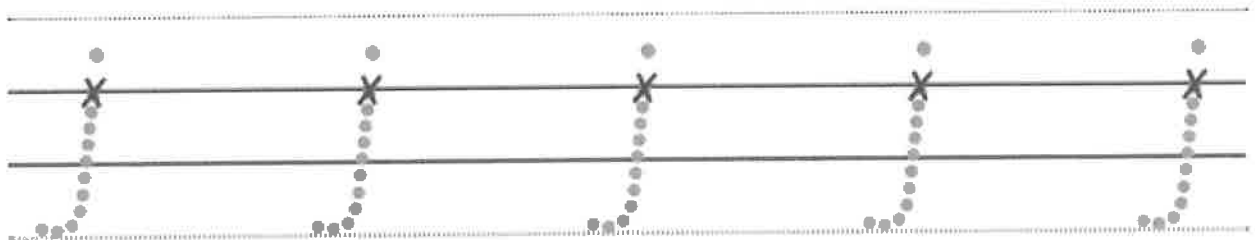
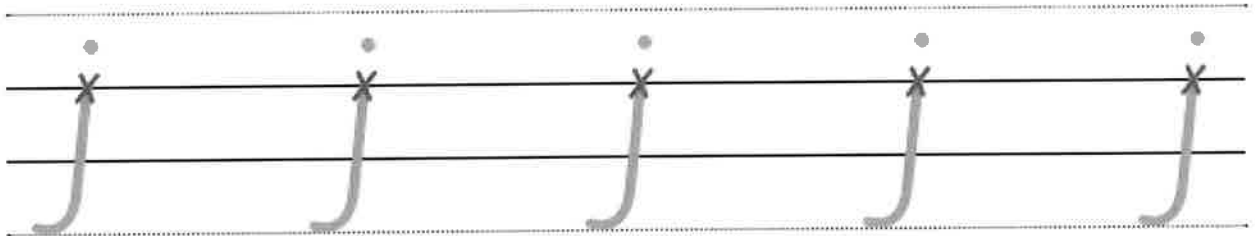
PDHPE- FMS, Maths

REFERENCES

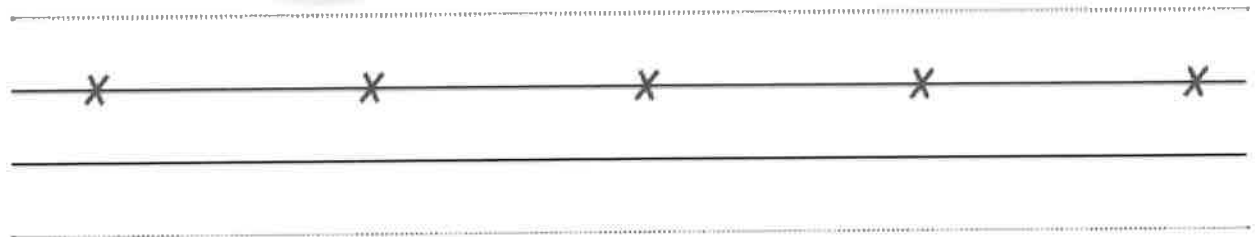
Search 'kids chalk challenges'.




Jan Jellyfish

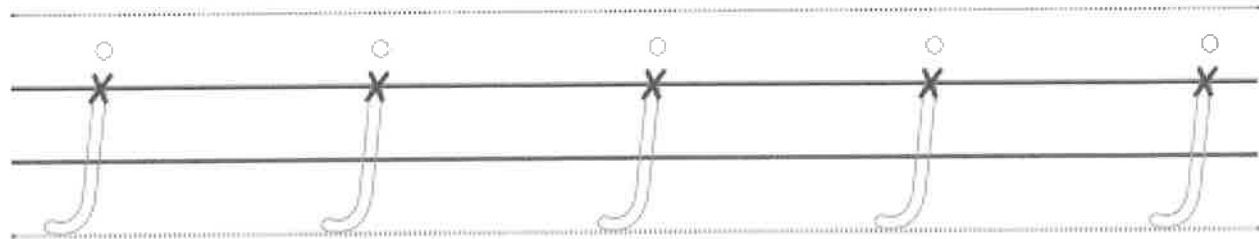
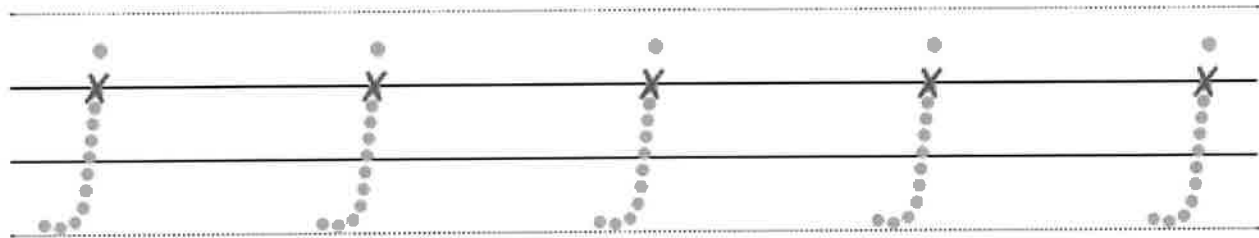


Let's practise!





Jan Jellyfish



Let's practise!

