



# St James' Primary School MUSWELLBROOK

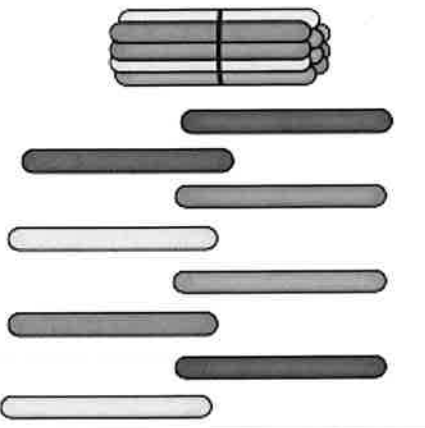
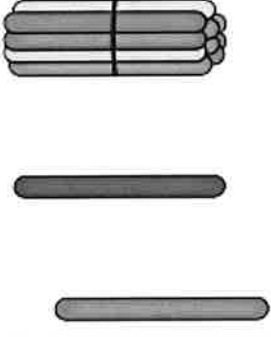

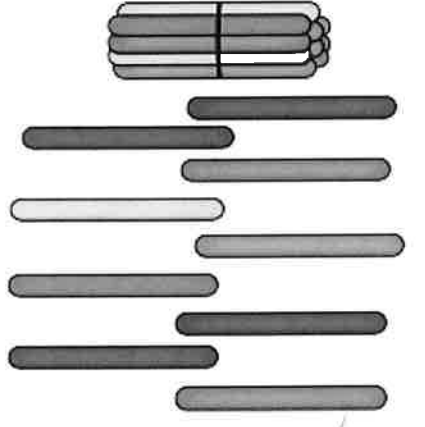
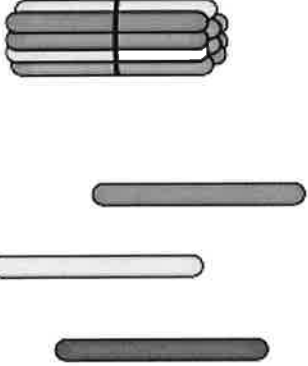
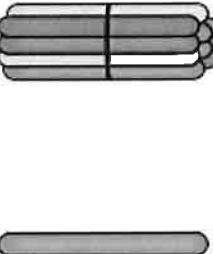
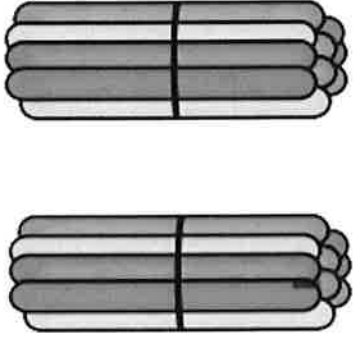
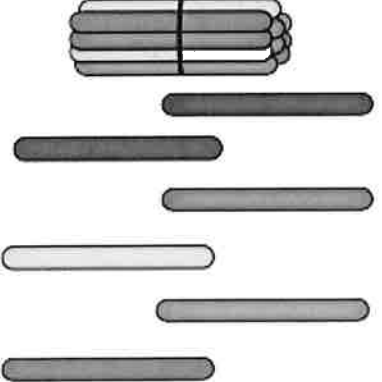
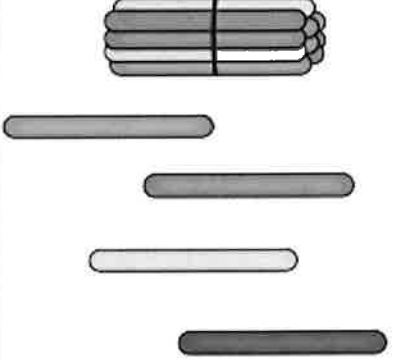
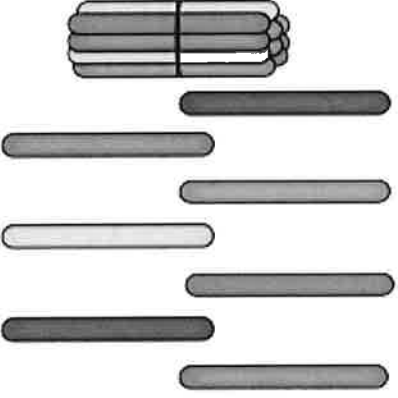
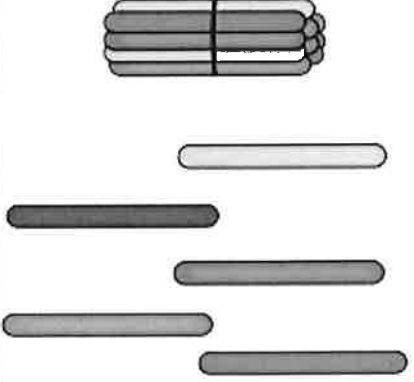
Skellatar Stock Route MUSWELLBROOK NSW 2333  
P (02) 6543 3094 E [admin@muswellbrook.catholic.edu.au](mailto:admin@muswellbrook.catholic.edu.au) ABN 79 469 343 054

## **KM - MRS JACOBS**

# **LEARNING FROM HOME**

## **TUESDAY 5 OCTOBER TO FRIDAY 8 OCTOBER**

NOTE – You are asked to do these worksheets in conjunction with the SJM Home Learning site (<http://www.sjmhomelearning.weebly.com>)

10

11

12

13

14

15





16

17

18

19

20



Handwriting practice lines for the word 'lick'.

Handwriting practice lines for the word 'duck'.

Handwriting practice lines for the word 'lick'.

duck •

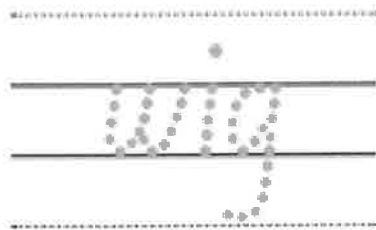
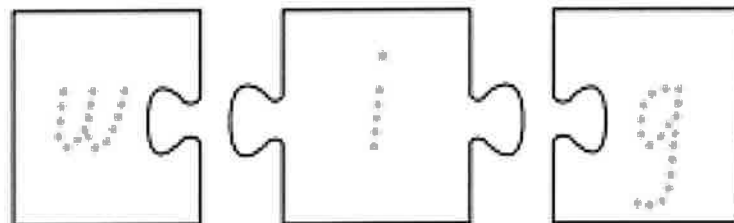

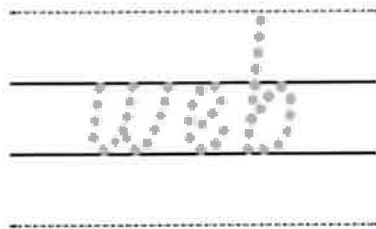
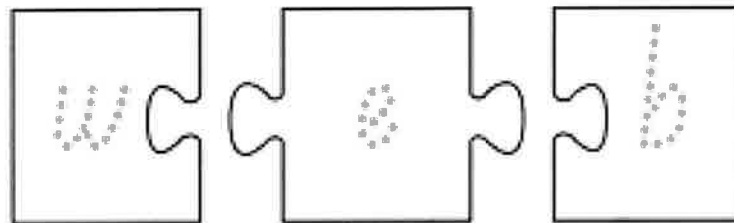
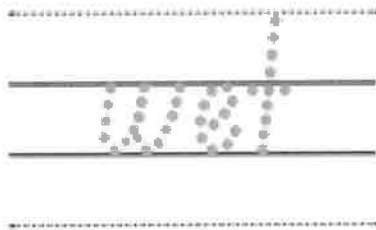
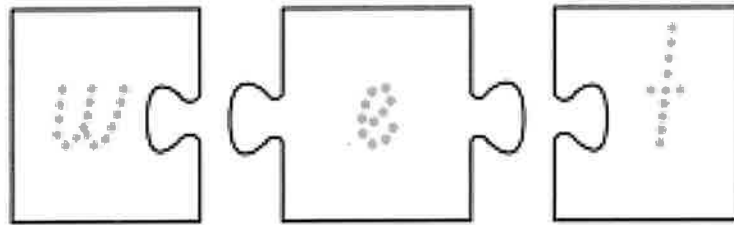


lock •



lick •





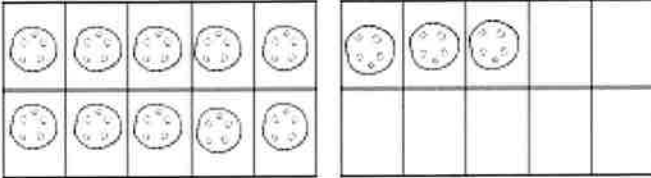
**Materials:** Pencil, scissors, glue, one set of pictures for each child

**Instructions:** Cut out the pictures from the Template. Trace each letter in the puzzle pieces and then trace each word. Match the pictures to the correct word and glue onto the sheet. Read the word.

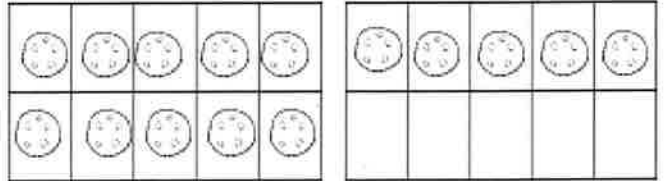


Name \_\_\_\_\_

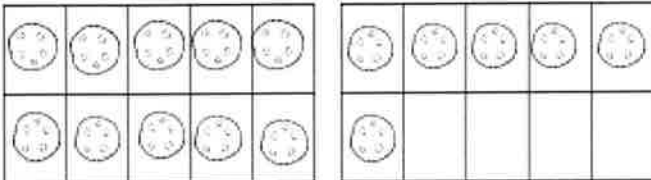
Can you Dab?  
Dab the correct number of  
cookies or color.



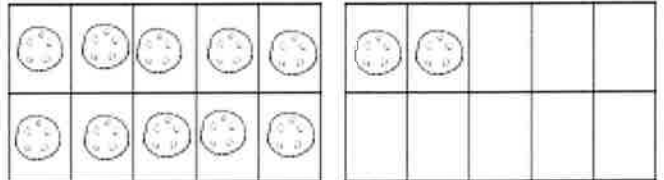
14      13      15



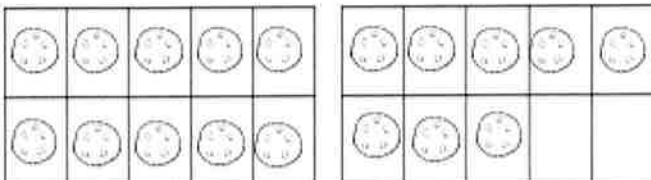
18      16      15



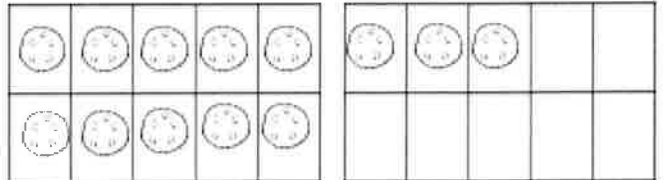
14      16      15



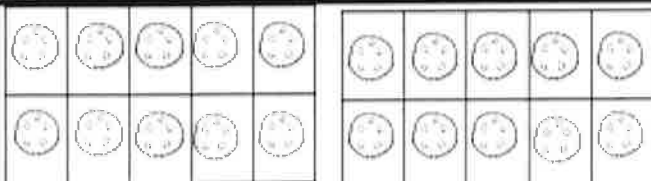
12      14      13



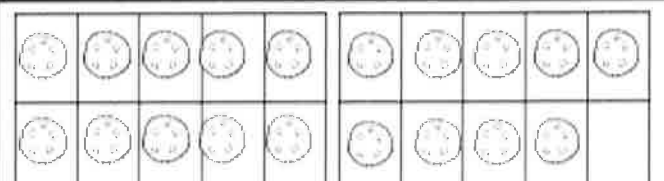
17      19      18



13      12      14




10      20      16



18      20      19

Name \_\_\_\_\_

# Ten Frames



Directions: Count the number on each ten frame set. Cut and paste the matching number next to the ten frame

	Paste Here		Paste Here
	Paste Here		Paste Here
	Paste Here		Paste Here
	Paste Here		Paste Here
	Paste Here		Paste Here

11

12

13

14

15

16

17

18


19

20




# TEN FRAMES

*with teen numbers*




+




=

15




+




=

17



+



=

14



w

wet

wag

wig

web

win

wit

win

wed

wag

wep





ck

neck

rack

pick

luck

rock

pack

lick

tuck

sock

leck




Tricky Words

He he has the is to

1. I can win.
2. He has a wig.
3. The rug is wet.
4. It is fun to win.
5. The wig is wet.

# The Gingerbread Man Pattern Tracing Worksheet




Cut  Paste  and Trace 

have	of	here	with

I have it here with me.

I sat on top of the bin.

Draw 

**Materials:** Pencil, coloured pencils, scissors, glue

**Instructions:** Cut out Tricky Words from Template and match to the correct word. Glue in place. Read the words. Trace the sentences. Read the sentences. Draw a picture to illustrate.

of here have with


Name: \_\_\_\_\_

TRACE IT

BUILD IT

BREAK IT  
APART

16



how many tens?

1

how many ones?

6

13



how many tens?

\_\_\_\_\_

how many ones?

\_\_\_\_\_

17



how many tens?

\_\_\_\_\_

how many ones?

\_\_\_\_\_

12




how many tens?

\_\_\_\_\_

how many ones?

\_\_\_\_\_

15



how many tens?

\_\_\_\_\_

how many ones?

\_\_\_\_\_



Name: \_\_\_\_\_

TRACE IT

BUILD IT

BREAK IT APART

14


how many tens?  
\_\_\_\_\_  
how many ones?  
\_\_\_\_\_

12


how many tens?  
\_\_\_\_\_  
how many ones?  
\_\_\_\_\_

18


how many tens?  
\_\_\_\_\_  
how many ones?  
\_\_\_\_\_

11


how many tens?  
\_\_\_\_\_  
how many ones?  
\_\_\_\_\_

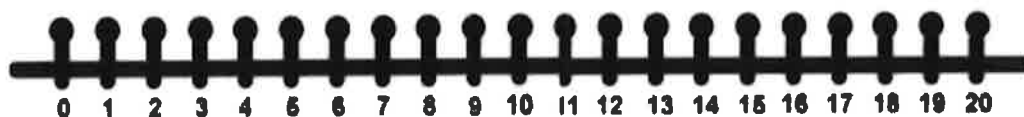
19


how many tens?  
\_\_\_\_\_  
how many ones?  
\_\_\_\_\_

Name \_\_\_\_\_

# One More One Less

Cut out the numbers and paste them in the correct spot.





ck

deck

lock

back

sick

Jack

mock

peck

suck

kick

pock



Tricky Words

they look a is there

1. I can win if I run.
2. They look a bit wet.
3. Look at the web.
4. The wet dog is sad.
5. There is a web in the den.

Read the following sentence and then draw a picture. "I show love when I..."

