







# Roll & Chat Directions

1. Laminate the included sheet in color. (two different color options.)
2. Include a die with this activity.
3. Model how partners take turns rolling the die and talking about the topic next to that number.







# Roll & Chat

Take turns rolling the die and talking about the topic next to that number.

<b>If you roll a...</b>	<b>Chat about...</b>
	What was your favorite part of the story and why?
	What is your favorite illustration and what does it show?
	Pick 2 characters. Compare how they are alike and different.
	What is the setting of the book?
	What happened at the end of the story?
	Did you learn any lessons from the story?

# Roll & Chat

Take turns rolling the die and talking about the topic next to that number.

<b>If you roll a...</b>	<b>Chat about...</b>
	What was your favorite part of the story and why?
	What is your favorite illustration and what does it show?
	Pick 2 characters. Compare how they are alike and different.
	What is the setting of the book?
	What happened at the end of the story?
	Did you learn any lessons from the story?