



St James' Primary School MUSWELLBROOK

Skellatar Stock Route MUSWELLBROOK NSW 2333
P (02) 6543 3094 E admin@muswellbrook.catholic.edu.au ABN 79 469 343 054

STAGE 1

BOOK 1


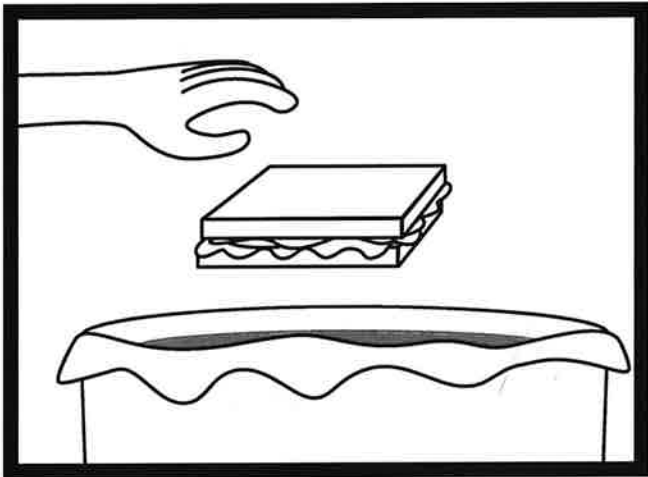
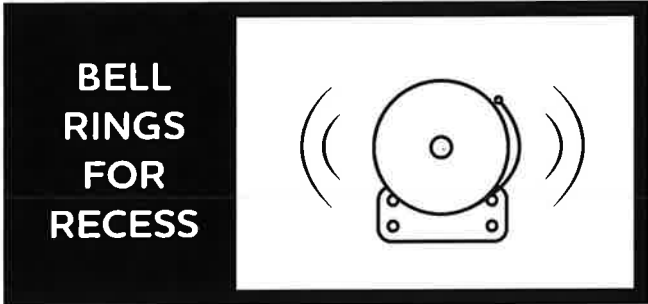
LEARNING FROM


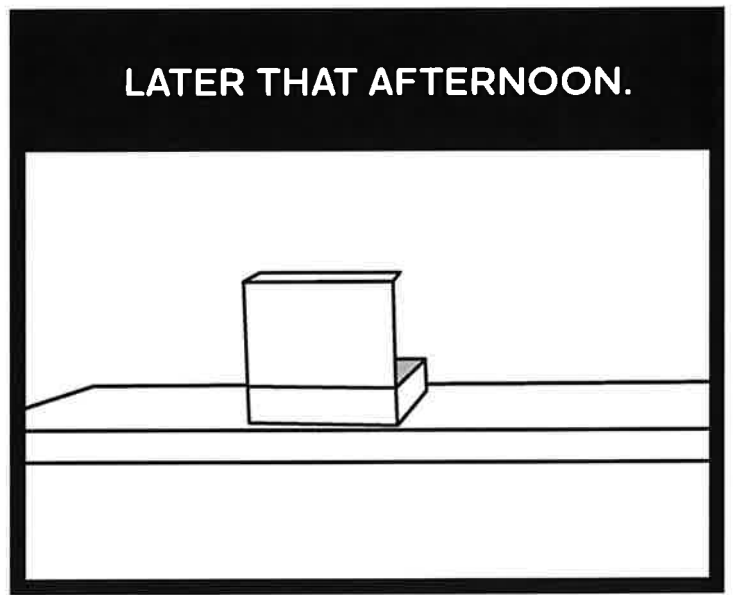
HOME

BOOKLET

SUPERFOODS

What's for Lunch?





Name: _____

Date: _____

Superfoods: What's for Lunch?

Questions




1. Why do you think the girl in the comic is not happy?

2. What does the boy tell her to do?

3. Has there been a time you were given a lunch you did not like?
When was that?

4. List some foods you know that are healthy.

5. Suggest a lunch for the girl that is both delicious and healthy.
Draw it below.



Activity Grid

Sort your spelling words into their phoneme groups (r, rr, wr).	Put your spelling words in alphabetical order.
Type your spelling words on a computer.	Write as many words as you can that rhyme with each of your spelling words.
Write out your spelling words using a white crayon. Once all words have been written, use watercolours and paint to make hidden words appear.	Use pipe cleaners to write out your spelling words.
Using your spelling words, write the vowels in blue and the consonants in red.	Draw one shape for each word. Write your spelling words inside each of the shapes.
Using grid paper, write out your spelling words. Put each sound in one box. Like this: Ch-ee-se	Draw a picture and hide your spelling words in the picture.

Spelling Words

1. room
2. read
3. rain
4. carry
5. sorry
6. carrot
7. write
8. wrap
9. wrist
10. river

Extension

1. afraid
2. frozen
3. wreck
4. wrong
5. during

Josh had 6 toy trucks and was given 6 more for his birthday. How many toy trucks does he have now?



Millie was growing corn in her garden. She picked 23 cobs of corn, but 13 were rotten and had to be thrown away. How many cobs of corn did she have to eat?




 teachstarter

Debbie was baking cupcakes for the fete. On Saturday she baked 10 cupcakes, on Sunday she baked 5 cupcakes and on Monday she baked 2 cupcakes. How many cupcakes did she bake altogether?



 teachstarter

Wendy had 16 coloured pencils in her pencil case. She gave 4 away to her friends. How many coloured pencils does she have left?



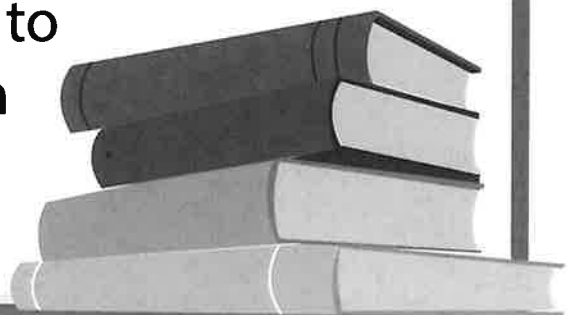
teachstarter

On one side of the street there are 14 houses and on the other side there are 8 houses. How many houses are in the street?



teachstarter

Lee has read 12 pages of her book. She still has 8 pages left to read. How many pages were in the book altogether?




teachstarter

Peter sold 15 tickets to his family, 6 tickets to his friends and 3 tickets to his neighbours. How many tickets did he sell altogether?




teachstarter

You have 25 students in your class. 6 are away today. How many students are in your class today?



teachstarter

There were 15 lambs in one paddock, 5 lambs in another and 10 lambs in the last paddock. How many lambs are there altogether?



teachstarter

PANDORA'S PARTY PALACE

Snacks

\$5.00

Potato Chips
10 packets
per pack



\$3.00

Sultanas
6 boxes per pack



\$6.00

Popcorn
10 packets
per pack



Lunch Items

\$4.00

Chicken Nuggets
20 pieces
per box



\$8.00

Mini Pizzas
6 pizzas per box



\$20.00

Sushi
20 rolls per pack



Sweet Treats

\$10.00

Chocolate Cupcakes
10 per box



\$6.00

Yoghurt Iceblocks
10 per box



\$2.00

Lollipops
Pack of 12



Drinks

\$6.00

Water
6 x 250 mL
bottles



\$10.00

Lemonade
10 x 375 mL bottles



\$5.00

Juice
6 x 250 mL boxes



FOOD

PANDORA'S PARTY PALACE

Decorations

\$2.00

Party Hats
5 hats
per pack




\$3.00

Balloons
20 per pack



\$1.00

Streamers
2 rolls per pack



\$4.00

Bunting
1 x 3 m pack



\$5.00

Party Poppers
10 per pack



\$1.00


Party Blowers
10 per pack



Serving Supplies

\$2.00

Paper Plates
20 plates per pack



\$3.00

Paper cups
25 Cups
per pack



\$1.00

Straws
Box of 50



\$2.00

Plastic Tablecloth
1 per pack



\$1.00

Serviettes
100 per pack



\$5.00

Wet Hand Wipes
100 wipes
per tub



Decorations and Serving Supplies

PANDORA'S PARTY PALACE

Lucy bought 20 sweet treats for her party.

Make a list of the sweet treats Lucy bought.



PANDORA'S PARTY PALACE

Taylor's class was having an end-of-year party.

For the party, he bought 3 boxes of yoghurt ice blocks.

How much did he spend?



PANDORA'S PARTY PALACE

For his pizza party, Mario bought 2 boxes of mini pizzas.

How much did Mario spend on pizza?



PANDORA'S PARTY PALACE

Amy had some friends over for a movie night.

She bought 2 packs of popcorn to share with her friends.

How much did Amy spend on popcorn?



PANDORA'S PARTY PALACE

Mrs Small bought some decorations for a class party.

She got 2 packs of balloons and 1 pack of streamers.

How much did Mrs Small spend on decorations for the party?



PANDORA'S PARTY PALACE

Daniel needed some paper plates for a family picnic.

If 40 people are going to the picnic, how many packs of paper plates does Daniel need to buy?



PANDORA'S PARTY PALACE

Sam bought 5 boxes of chicken nuggets for his party.

How much did Sam spend on chicken nuggets?



PANDORA'S PARTY PALACE

As a special treat, Mr Wright bought his class lollipops.

If there were 24 children in the class, how many packs did he buy?



PANDORA'S PARTY PALACE

Coach Carter bought 12 bottles of water – one for each soccer player at the gala day.

How much did Coach Carter spend on water?



PANDORA'S PARTY PALACE

Naomi bought 2 packs of party hats for her friends to wear at her birthday party.

How many party hats did Naomi have altogether?



PANDORA'S PARTY PALACE

Christine bought 3 boxes of cupcakes to take to school for her birthday.

How many cupcakes did Christine have to share with her friends?



PANDORA'S PARTY PALACE

Principal Jones bought yoghurt iceblocks for each class in the school.

If he bought 12 boxes, how much did Principal Jones spend on yoghurt iceblocks?



PANDORA'S PARTY PALACE

For a science experiment, Professor Paleo bought 4 boxes of straws.

How many straws did Professor Paleo have altogether?



PANDORA'S PARTY PALACE

On the weekend, Jenny had a party for her 8th birthday.

Jenny bought:

- 1 pack of balloons
- 2 packs of streamers
- 3 boxes of cupcakes.

How much did Jenny spend altogether?



PANDORA'S PARTY PALACE

To help celebrate New Year's Eve, Lilly bought some decorations from Pandora's Party Palace. Her budget for decorations was \$20.

What could Lilly buy for \$20?



PANDORA'S PARTY PALACE

You have been given a budget of \$50 to organise your own party, using items from Pandora's Party Palace.

Make a list of the items you will buy.


Check that your items cost less than \$50.



INFORMATIVE WRITING

ANIMAL RESEARCH TASK


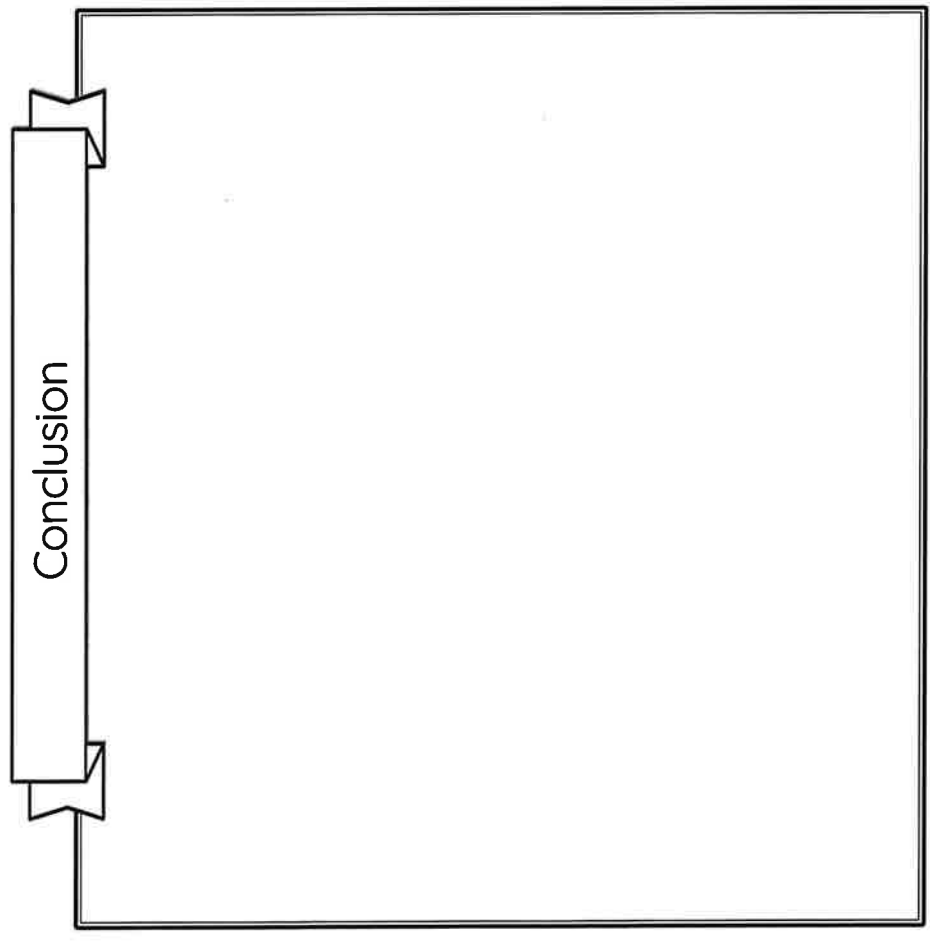
Facts About _____




By _____

Date _____

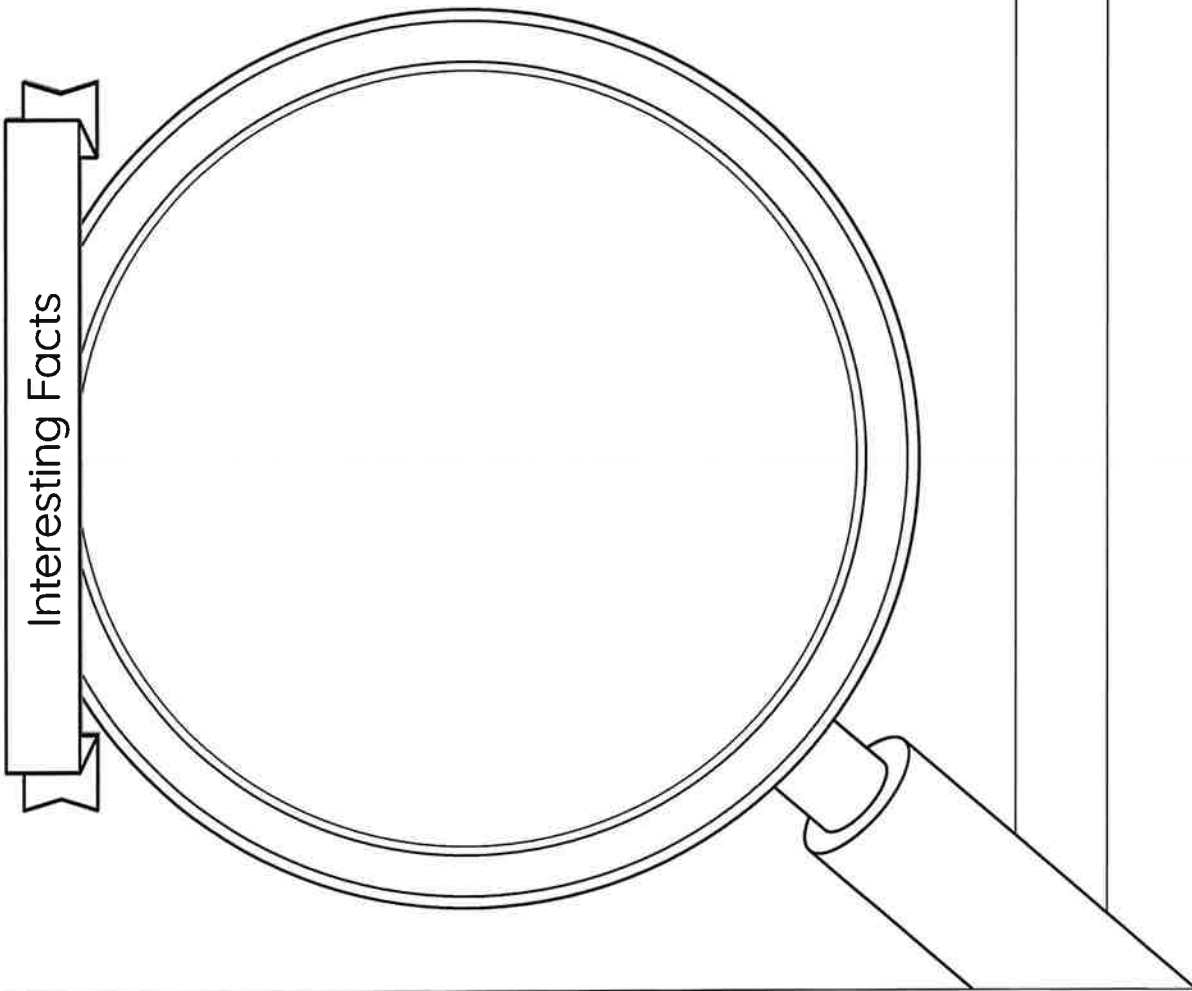
Conclusion

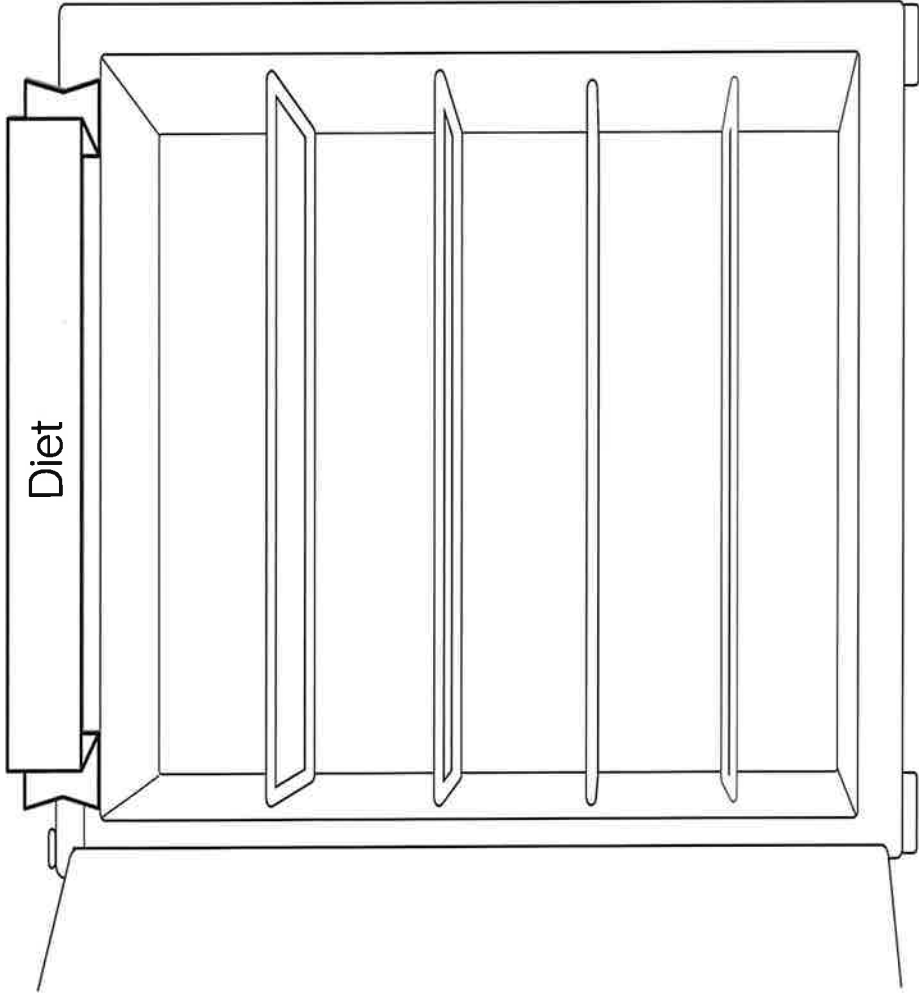


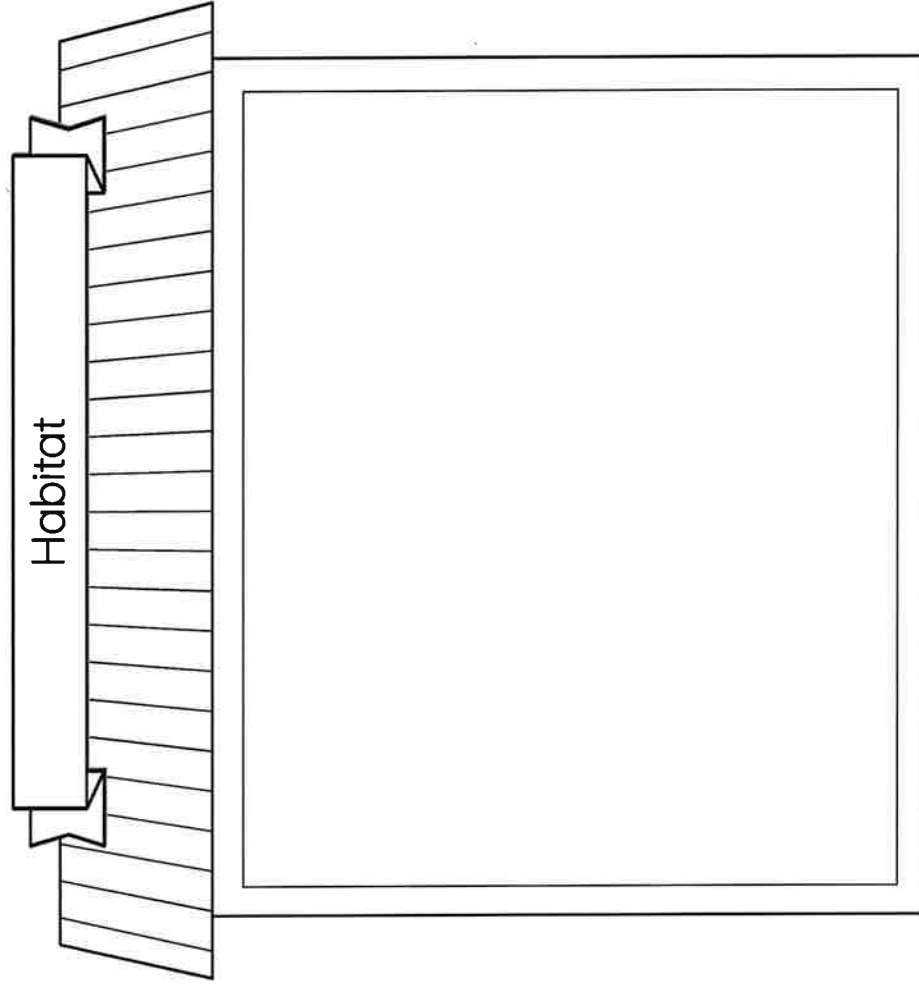
General Classification




Interesting Facts








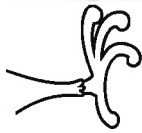
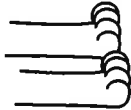
Is like ...




Is different to ...



Characteristics

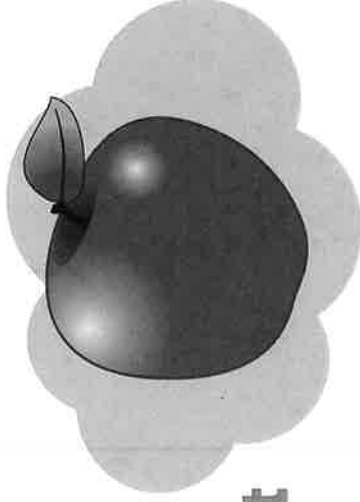


Twelve horizontal lines for writing.



place

We went to the **beach**.




object

I ate the **apple**.




Nouns
are naming words.



person

Henry was hungry.



animal

The **cat** purred.



Harriet **ate** the tomato.



Daniel **swims** in the ocean.


Verbs
are action/doing
words.



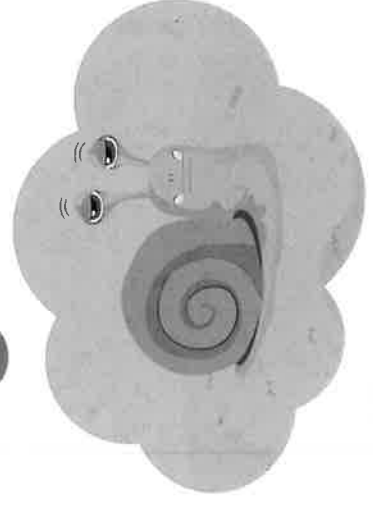
Jodie **bakes** a birthday cake.



Sally **sings** beautifully.



We have a **spotty** dog.



I found a **green** snail.

Adjectives are describing words.



It was a **rainy** day.



The elephant is **huge**.

Name: _____

Date: _____

Nouns, Verbs and Adjectives Sort

Cut out the words and paste them into the table under their correct heading.

apple	read	large	ball
skateboard	kitten	cook	fastest
lonely	whisper	school	old
teacher	red	yell	run
cold	lazy	purple	fish
dinosaur	crazy	hop	hat


Name: _____

Date: _____

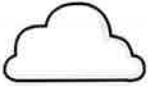
Nouns, Verbs and Adjectives Sort

Nouns	Verbs	Adjectives








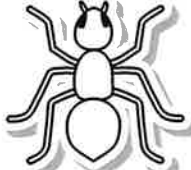








NATURE



SCAVENGER HUNT




See if you can find all the items below.

 <p>Bird</p>	 <p>Flower</p>	 <p>Water</p>	 <p>Grass</p>
 <p>Tree</p>	 <p>Dirt</p>	 <p>Brown Leaf</p>	 <p>Ant</p>
 <p>Clouds</p>	 <p>Rocks</p>	 <p>Butterfly</p>	 <p>Bug</p>
 <p>Green Leaf</p>	 <p>Spiderweb</p>	 <p>Fern</p>	 <p>Bark</p>



Name: _____

Date: _____





above beneath right in front left below
next to far on under between

The  is of the .

The  is to the of the .

The  is the bridge.

The  are away.

The  is to the of the .

The  is the .

The  is the bridge.

The  is the .

The  is the .


The  is the 

The  is the rocks.

and the .

Name: _____

Date: _____



top

down

behind

in front

far

bottom

up

on

in

near

Jill is going _____ the hill.

The well is _____ of Jill.

Jack is going _____ the hill.

The bird is _____ the well.

The well is at the _____ of the hill.


The water is _____ the bucket.

Jill is at the _____ of the hill.

Jill is _____ from the well.





The well is _____ Jack.

Jack is _____ the well.



SEARCH-A-ROONEY

Can you find a unicorn?
Do you see a soccer ball?
How many clothes pegs
can you count?



Name: _____

Date: _____

Search-a-Rooney #2

Questions

1. Name five animals you can see on this page. Can you name more?

2. Look at the picture and describe an animal that you have never seen before.

3. What animal did you describe?

4. Which of the drawn characters would be a leader? Why?

5. Choose a drawn character to write about. Write about who you think they are.




Story Map

Title _____

Characters



Setting



What else happened?



Problem



Solution



Mystery Picture 1

Green: 65, 66, 73, 74, 75, 76, 77, 78, 84, 85, 86, 87, 95, 96

Yellow: 25, 26, 35, 36

Pink: 4, 5, 6, 7, 13, 14, 15, 16, 17, 18, 22, 23, 24, 27, 28, 29, 32, 33, 34, 37, 38, 39, 43, 44, 45, 46, 47, 48, 54, 55, 56, 57



Mystery Picture 2

Purple: 65, 66, 75, 76

Orange: 33, 34, 35, 36, 37, 38, 42, 43, 48, 49, 52, 59, 62, 69, 72, 79, 82, 89

Blue: 1, 2, 3, 4, 5, 6, 7, 8, 9, 10, 11, 12, 19, 20, 21, 30, 85, 86, 91, 92, 93, 94, 95, 96, 97, 98, 99, 100

Green: 55, 56, 64, 67, 74, 77, 84, 87

Red: 13, 14, 15, 16, 17, 18, 22, 23, 24, 25, 26, 27, 28, 29, 31, 32, 39, 40, 41, 50, 51, 60, 61, 70, 71, 80, 81, 90

Yellow: 44, 45, 46, 47, 53, 54, 57, 58, 63, 68, 73, 78, 83, 88



Mystery Picture 3

Black: 26, 27, 36, 37, 54, 55, 58, 59, 64, 65, 68, 69, 83, 89

Green: 81, 82, 84, 85, 86, 87, 88, 90, 91, 92, 93, 94, 95, 96, 97, 98, 99, 100

Blue: 1, 2, 3, 4, 5, 6, 7, 8, 9, 10, 11, 12, 13, 14, 19, 20, 21, 22, 23, 30, 31, 32, 71

Red: 15, 16, 17, 18, 24, 25, 28, 29, 33, 34, 35, 38, 39, 40, 44, 45, 46, 47, 48, 49, 50, 56, 57, 60, 66, 67, 70, 72, 73, 74, 75, 76, 77, 78, 79, 80

Add eyes, antennae and a smile to the picture.



Mystery Picture 4

Red: 2, 9, 12, 14, 17, 19, 21, 22, 23, 28, 29, 30, 31, 40, 41, 50, 51, 52, 53, 54, 55, 56, 57, 58, 59, 60, 63, 64, 65, 66, 67, 68, 73, 74, 75, 76, 77, 78, 83, 84, 85, 86, 87, 88, 92, 94, 97, 99

Black: 44, 48

Blue: 1, 3, 4, 5, 6, 7, 8, 10, 11, 13, 15, 16, 18, 20, 24, 25, 26, 27, 32, 35, 36, 39, 42, 45, 46, 49, 61, 62, 69, 70, 71, 72, 79, 80, 81, 82, 89, 90, 91, 93, 95, 96, 98, 100

Add a smile to the picture.



Mystery Picture 5

Black: 24, 27

Blue: 1, 2, 3, 4, 5, 6, 7, 8, 9, 10, 11, 12, 15, 16, 19, 20, 21, 22, 25, 26, 29, 30, 31, 32, 39, 40, 41, 50, 51, 52, 59, 60, 81, 90, 91, 92, 95, 96, 99, 100

Green: 33, 34, 35, 36, 37, 38, 42, 43, 44, 45, 46, 47, 48, 49, 53, 54, 55, 56, 57, 58, 61, 62, 63, 64, 65, 66, 67, 68, 69, 70, 71, 72, 73, 74, 75, 76, 77, 78, 79, 80, 82, 83, 84, 85, 86, 87, 88, 89, 93, 94, 97, 98

Add a smile to the picture.



Mystery Picture 6

Black: 34, 37, 63, 68, 74, 75, 76, 77

Yellow: 4, 5, 6, 7, 13, 14, 15, 16, 17, 18, 22, 23, 24, 25, 26, 27, 28, 29, 31, 32, 33, 35, 36, 38, 39, 40, 41, 42, 43, 44, 45, 46, 47, 48, 49, 50, 51, 52, 53, 54, 55, 56, 57, 58, 59, 60, 61, 62, 64, 65, 66, 67, 69, 70, 72, 73, 78, 79, 83, 84, 85, 86, 87, 88, 94, 95, 96, 97



Hundreds Board

Mystery Picture No. _____

1	2	3	4	5	6	7	8	9	10
11	12	13	14	15	16	17	18	19	20
21	22	23	24	25	26	27	28	29	30
31	32	33	34	35	36	37	38	39	40
41	42	43	44	45	46	47	48	49	50
51	52	53	54	55	56	57	58	59	60
61	62	63	64	65	66	67	68	69	70
71	72	73	74	75	76	77	78	79	80
81	82	83	84	85	86	87	88	89	90
91	92	93	94	95	96	97	98	99	100

Hundreds Board

Mystery Picture No. _____

1	2	3	4	5	6	7	8	9	10
11	12	13	14	15	16	17	18	19	20
21	22	23	24	25	26	27	28	29	30
31	32	33	34	35	36	37	38	39	40
41	42	43	44	45	46	47	48	49	50
51	52	53	54	55	56	57	58	59	60
61	62	63	64	65	66	67	68	69	70
71	72	73	74	75	76	77	78	79	80
81	82	83	84	85	86	87	88	89	90
91	92	93	94	95	96	97	98	99	100

Hundreds Board

Mystery Picture No. _____

1	2	3	4	5	6	7	8	9	10
11	12	13	14	15	16	17	18	19	20
21	22	23	24	25	26	27	28	29	30
31	32	33	34	35	36	37	38	39	40
41	42	43	44	45	46	47	48	49	50
51	52	53	54	55	56	57	58	59	60
61	62	63	64	65	66	67	68	69	70
71	72	73	74	75	76	77	78	79	80
81	82	83	84	85	86	87	88	89	90
91	92	93	94	95	96	97	98	99	100

Hundreds Board

Mystery Picture No. _____

1	2	3	4	5	6	7	8	9	10
11	12	13	14	15	16	17	18	19	20
21	22	23	24	25	26	27	28	29	30
31	32	33	34	35	36	37	38	39	40
41	42	43	44	45	46	47	48	49	50
51	52	53	54	55	56	57	58	59	60
61	62	63	64	65	66	67	68	69	70
71	72	73	74	75	76	77	78	79	80
81	82	83	84	85	86	87	88	89	90
91	92	93	94	95	96	97	98	99	100

Hundreds Board

Mystery Picture No. _____

1	2	3	4	5	6	7	8	9	10
11	12	13	14	15	16	17	18	19	20
21	22	23	24	25	26	27	28	29	30
31	32	33	34	35	36	37	38	39	40
41	42	43	44	45	46	47	48	49	50
51	52	53	54	55	56	57	58	59	60
61	62	63	64	65	66	67	68	69	70
71	72	73	74	75	76	77	78	79	80
81	82	83	84	85	86	87	88	89	90
91	92	93	94	95	96	97	98	99	100

Hundreds Board

Mystery Picture No. _____

1	2	3	4	5	6	7	8	9	10
11	12	13	14	15	16	17	18	19	20
21	22	23	24	25	26	27	28	29	30
31	32	33	34	35	36	37	38	39	40
41	42	43	44	45	46	47	48	49	50
51	52	53	54	55	56	57	58	59	60
61	62	63	64	65	66	67	68	69	70
71	72	73	74	75	76	77	78	79	80
81	82	83	84	85	86	87	88	89	90
91	92	93	94	95	96	97	98	99	100

ROLL TO CREATE



A CREATURE

Instructions:

1. Roll the dice and match the number on the dice with a row on the chart.
2. See which body shape is on that row (in the "1st Roll" column).
3. Draw that body shape onto a piece of paper.
4. Roll again, match the number to a row on the chart and see which eyes are on that row (in the "2nd Roll" column).
5. Draw those eyes onto the body of your creature.
6. Continue until you have each of the parts you need for your creature.
7. Decorate your creature, create a background around it and choose a crazy creature name!

	1st Roll	2nd Roll	3rd Roll	4th Roll	5th Roll	6th Roll
	BODY	EYES	MOUTH	ARMS	LEGS	EXTRAS
						 DOTS
						 SPIKES
						 TAIL
						 HORNS
						 FUR
						 ANTENNA

1 Tom's Broken Leg

my brother tom broke his
leg playing soccer He haz
a red crutch to help hiim
walk.



Find 2 spelling mistakes.
Add 2 capital letters and 1 full stop.

teachstarter

2 Windy Day

it was a really windy day
on Sondag. kate and ben
tok their kite to the park
to fly it




Find 2 spelling mistakes.
Add 3 capital letters and 1 full stop.

teachstarter

3 A Rainy Day

the sky started to tern
grey. Rain started to fall
on my head. i poot up my
favourite umbrella



Find 2 spelling mistakes.
Add 2 capital letters and 1 full stop.

teachstarter

4 Show and Tell

for show and tell tooday
Bill bought his cat. his
name is called Snowflake.
Snowflake likes big huggs



Find 2 spelling mistakes.
Add 2 capital letters and 1 full stop.

teachstarter

5 Rob the Robot

rob the robot lieks the
colour green. He has long
slinky blu arms. he has a
red button on his head



Find 2 spelling mistakes.
Add 2 capital letters and 1 full stop.

teachstarter

6 Map of the World

jane was looking at a map
of teh world. she culd see
all the water and land



Find 2 spelling mistakes.
Add 2 capital letters and 1 full stop.

teachstarter

7 Jumping in Puddles

jill wore her raine boots
today. there wer lots of
muddy puddles to jump
in



Find 2 spelling mistakes.
Add 2 capital letters and 1 full stop.

teachstarter

8 Slimy Frogs

frogs do not drink water
like we do. They get watar
through their skin. this is
whyy frog skin feels slimy



Find 2 spelling mistakes.
Add 2 capital letters and 1 full stop.

teachstarter

9 **Wags the Dog**

wags the dog has run
away. Do you know
where wags has goen




Find 2 spelling mistakes.
Add 2 capital letters and 1 question mark.

teachstarter

10 **Hot, Hot, Hot!**

the sun is really hott.
What do i need to stay
sayfe from the sun



Find 2 spelling mistakes.
Add 2 capital letters and 1 question mark.

teachstarter

11 What's Hiding?

there is something hiding
under that rock. Do you
know wat it is



Find 2 spelling mistakes.
Add 1 capital letter and 1 question mark.

teachstarter

12 What Am I?

i have a really loong neck
and i like to eat leaves.
What do you thinnk I
might be




Find 2 spelling mistakes.
Add 2 capital letters and 1 question mark.

teachstarter

13 Race Day

i crossd the finish line. i
was so happi! I came first



Find 2 spelling mistakes.
Add 2 capital letters and 1 exclamation mark.

teachstarter

14 My Hairbrush

my sister was using mi
hairbrush. i was sow
angry




Find 2 spelling mistakes.
Add 2 capital letters and 1 exclamation mark.

teachstarter

15 Pop!

bang! i popped thee
balloon using my finger. It
gave my Mam a fright



Find 2 spelling mistakes.
Add 2 capital letters and 1 exclamation mark.

16 Bouncy Ball

help! My bal has bounced
away and i can't finde it.
Can you help me



Find 2 spelling mistakes.
Add 2 capital letters and 1 question mark.

17 The Cat and the Rat

the cat was sleeping on
the mat. a fat rat caem
and sat next to the
seeping cat



Find 2 spelling mistakes.
Add 2 capital letters and 1 full stop.

teachstarter

18 The Vet

we took my pet to the
vet. My vett has not met
my pet yet. i hoep my pet
likes the vet



Find 2 spelling mistakes.
Add 2 capital letters and 1 full stop.

teachstarter

19 Fun in the Sun

on the weekand we had
some fun in the sun. We
went for a run and aet a
yummy bun



Find 2 spelling mistakes.
Add 1 capital letter and 1 full stop.

 teachstarter

20 Ted the Dog

ted the dog was reddy
to be fed. His food bowle
was next to his bed in the
red shed



Find 2 spelling mistakes.
Add 1 capital letter and 1 full stop.

 teachstarter


Story Map

Title _____

Characters



Setting



What else happened?

?

Problem

!

Solution

✓



The Scenario

Very soon, your class will be celebrating the International Day of Friendship. To help mark the occasion, your teacher is asking everyone in the class to design and make a friendship band for a special friend. You will need to use coloured, circular beads in a repeating pattern. You must use at least three colours in each design.

Your teacher would like you to create three different friendship band designs before deciding which one you like the best. You will also need to describe the pattern you have used in each design.

The Task

To create three friendship band designs using a repeating colour pattern.

The Materials

- Coloured pencils or markers
- String
- Coloured Beads

The Procedure

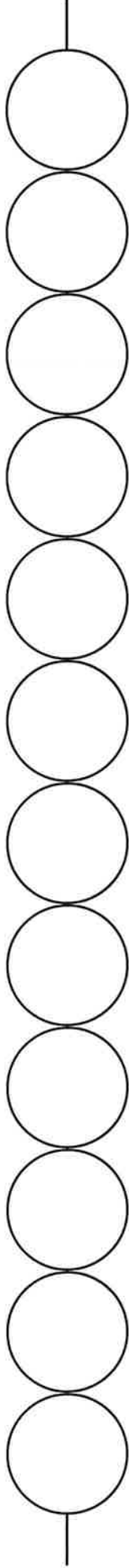
1. Colour three different friendship band designs on the template provided.
2. Describe the colour pattern that you have used for each design.
3. Choose which friendship band design you like the best.
4. If the materials are available, make your design using string and coloured beads.



Name _____ Date _____

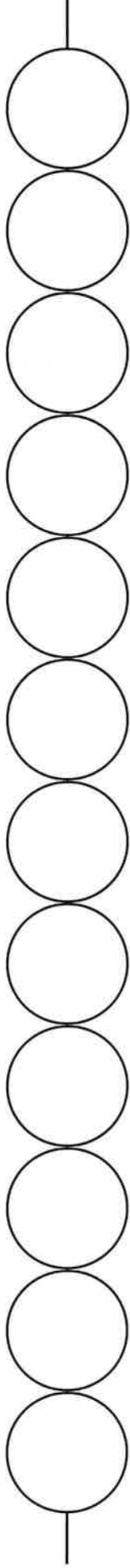
My Friendship Band Design

Design 1



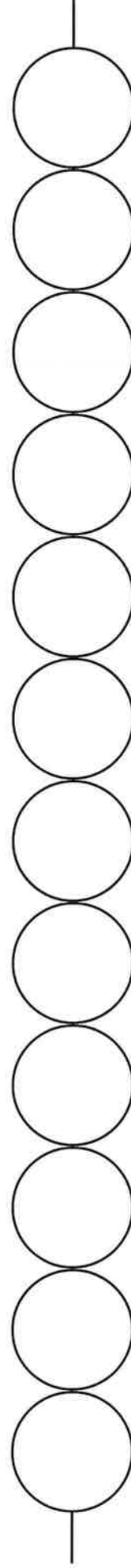
The pattern I have used for this design is: _____.

Design 2



The pattern I have used for this design is: _____.

Design 3



The pattern I have used for this design is: _____.

My favourite design is number _____ because _____.

Jack and the Beanstalk

Once upon a time there was a boy called Jack. He lived with his mother. They were very poor. The only thing that they owned was a cow.

One morning, Jack's mother told Jack to take their cow to market and sell her for money. On the way to the market, Jack met a man. The man asked Jack if he would sell the cow for some magic beans. Jack took the beans for the cow and went back home. When Jack's mother saw the beans, she was very angry. She was so cross that she threw the beans out of the window.

The next morning, Jack looked out of the window. He saw a giant beanstalk. He went outside and started to climb the tall beanstalk. He climbed up and up to the sky and through the clouds. Above the clouds, Jack saw a beautiful castle. He went into the castle. Then, Jack heard a loud voice. It was the voice of an enormous giant. Jack felt scared.

"Fee, Fi, Fo, Fum!" said the giant.

Jack ran into a cupboard to hide. The big giant came into the room and sat down. On the table there was a hen and a golden harp.

"Lay!" said the giant. The hen laid an egg. It was made of gold.

"Sing!" said the giant. The harp began to sing.

After a little while, the giant fell asleep. Jack jumped out of the cupboard. He thought that his mother would like the magic hen and the magic harp. So, he took the hen and the harp.

Suddenly, the harp sang, "Help, master!" The giant woke up and shouted, "Fee, Fi, Fo, Fum!"

Jack ran and started climbing down the beanstalk. The giant came down after him.

"Mother, help!" Jack shouted.

Jack's mother took an axe and chopped down the beanstalk. The giant fell and crashed to the ground. With the golden eggs and the magic harp, Jack and his mother lived happily ever after.

Name _____

Date _____

Capital Letter and Full Stop Scavenger Hunt

As a class, read the following passage from the fairy tale, *Jack and the Beanstalk*.

Once upon a time there was a boy called Jack. He lived with his mother. They were very poor. The only thing that they owned was a cow.

Jack's mother told Jack to take their cow to market and sell her for money. On the way to the market, Jack met a man. The man asked Jack if he would sell the cow for some magic beans. Jack took the beans for the cow and went back home. When Jack's mother saw the beans, she was very angry. She was so cross that she threw the beans out of the window.

When you have read the passage:

- hunt for capital letters and full stops
- underline the capital letters and put a circle around the full stops (the capital letters and full stops in the first sentence have been found for you)
- create a tally to show the number of capital letters and full stops that you have found.

Capital Letters and Full Stops - Tally Marks		Total
full stops		
capital letters		

Name _____

Date _____

Hunt It and Fix It!

Capital letters are used at the start of a sentence and for proper nouns.

Full stops are used at the end of a sentence.

The following sentences **do not** have capital letters and full stops.

Rewrite each sentence by adding capital letters and full stops in the correct places.


1. once upon a time there was a boy called jack

2. the big giant came into the room and sat down

3. the giant fell and crashed to the ground

4. the man asked jack if he would sell the cow for some magic beans

5. jack and his mother were very poor



Activity Grid

Sort your spelling words into their phoneme groups (j, g, ge, dge).	Use glue to write out each spelling words. Sprinkle glitter over the glue.
Use magazines or newspapers to cut out the letters you need to spell your spelling words.	Write out your spelling words in rainbow colours.
Find words in books that match your weekly phoneme.	Build your spelling words using Lego or blocks.
Write out each of your spelling words using dots.	Use five of your spelling words in five sentences.
Group your spelling words according to the number of syllables.	Using your spelling words, write the vowels in blue and the consonants in red.

Spelling Words

1. jelly
2. jump
3. cage
4. page
5. germ
6. large
7. orange
8. change
9. fridge
10. badge

Extension


1. giraffe
2. bridge
3. danger
4. juice
5. gigantic

SPACECRAFT

DESIGN TASK

The Scenario:

Look up at the stars! An alien needs to get back to his home planet. He needs you to build him a spacecraft that will take him safely back to his home.



The Process:

Follow the Engineering Design Process to help you to complete this task.

1. Ask questions - What is the problem? Are there any challenges?
2. Imagine it - Brainstorm your ideas. Pick the best one!
3. Plan it - Make a list of materials. Draw a labelled diagram.
4. Create it - Follow your plan. Create a model if possible.
5. Improve it - Did it work? Can you make it better? What could be done differently?
6. Share it - What changes need to be made? What do others think?

Material Available:

- paper plates
- paper bowls
- paper cups
- paper straws
- pipe cleaners
- cardboard tubes
- coloured paper
- coloured card
- egg cartons
- glue
- sticky tabs
- tape
- aluminium foil

Name _____

Date _____

Spacecraft Design Task

1. I am designing a: _____

2. I will need the following materials:

-
-
-
-
-
-
-
-

Labelled Diagram of My Spacecraft



TEAM TRIALS

SUCCESS CELEBRATORS




He shoots -
and he
scores!



"And the player
of the day is...
Kaleo!"






Hey, Felix, are you okay?

I played really well today, but no one noticed! No one ever notices.

You played great. You got a huge cheer from the crowd when you scored your goal.

But I didn't get player of the day. It's not fair!



But you helped our team to victory, which is awesome. I am sure you will get your chance in the next game.

Look at Kaleo. He is so happy, and he deserved his victory today. We should help him celebrate.



Kaleo was incredible today. Maybe I can work as hard as him next week.

That's the spirit.



Success Celebrators

Name: _____

Date: _____

Team Trials: Success Celebrators

Questions



1. Why do you think Felix is upset?


2. Why do you think people get sad when other people do well?

3. What should you do if someone wins when you do not?

4. Why do you think Felix was not made player of the day when he had done so well?

5. What happens at the end of the comic?

6. Write about a time where you did well, but may not have been made a winner?



Activity Grid

Sort your spelling words into their phoneme groups (n, nn, kn).	Use glue to write out each spelling word. Sprinkle glitter over the glue.
Use magazines or newspaper to cut out the letters you need to spell your spelling words.	Build your spelling words using Lego or blocks.
Find words in books that match your weekly phoneme.	Write out your spelling words in rainbow colours.
Write out each of your spelling words using dots.	Group your spelling words according to the number of syllables.
Draw a picture and hide your spelling words in the picture.	Use five of your spelling words in five sentences.

Spelling Words

1. run
2. line
3. night
4. winner
5. dinner
6. knife
7. knee
8. spoon
9. know
10. nose

Extension

1. normal
2. grinning
3. knives
4. ninety
5. November