



# St James' Primary School MUSWELLBROOK

Skellatar Stock Route MUSWELLBROOK NSW 2333  
P (02) 6543 3094 E [admin@muswellbrook.catholic.edu.au](mailto:admin@muswellbrook.catholic.edu.au) ABN 79 469 343 054

## **1G – MISS BELETICH**

## **1M - MRS BALLARD**

# **LEARNING FROM HOME**

## **MONDAY 13 SEPTEMBER TO FRIDAY 17 SEPTEMBER**

NOTE – You are asked to do these worksheets in conjunction with the SJM Home Learning site (<http://www.sjmhomelearning.weebly.com>)

Year 1  
Term 3, Week 10  
Monday

## English

### InitialLit (Revision): Plurals:

- ★ *Learning intention:* Add '-s' to nouns to make a plural.
- ★ *Success criteria:* I can follow the instructions in the InitialLit video and the work sheet to add '-s' to nouns in order to make a plural.

- Watch/listen to InitialLit lesson 51 'Suffix -s - plurals'
- Complete 'Make It Plural' sheet.

### Text Study: "The Day the Crayons Quit":

## The Day the Crayons Quit

Author: Drew Daywalt & Oliver Jeffers (Illus.)

### Monday: Listen to the story

#### Prepare for Reading:

1. Ask your child: What is your favourite crayon colour? Why?  
What do you like to draw?
2. Read the title to your child and discuss the meaning of the word 'quit' (to give up, stop, leave). Ask your child: Why do you think the crayons want to quit? What do you think the crayons want to quit doing?

#### Read/Watch:

Read or watch the story. Enjoy the whole story without interruption.

<https://www.youtube.com/watch?v=489micE6eHU>

#### After listening to the story:

Ask your child to **summarise** the story. Can they tell you about the beginning? The middle? The end?  
Discuss your child's prediction.



### OPTIONAL/ ADDITIONAL ACTIVITIES:

*Note: these are our optional/ additional activities for the entire week.*

- Complete activities on Lexia
- Complete activities on Wushka
- Choose 5 sight words or tricky words and write a Super Sentence including each word.

## Mathematics

FOCUS: VOLUME AND CAPACITY

★ **Learning Intention:** I can estimate, measure and record the volume of containers using uniform informal units.

★ **Success criteria:** Use uniform informal units to measure volume of containers.

#### Activities:

- Discuss that capacity is the amount that an object can contain. For example, a bottle of soft drink may have a capacity of 600mL.
- Choose an informal unit that you can use to measure the amount of water an object hold. This informal unit might be a measuring cup, a ladle or small container.
- Use the informal unit to measure the capacity of a cup, a bowl, a teacup and a jar. Record your answers on the 'Comparing Capacity Using Informal Units' sheet.

#### OPTIONAL/ ADDITIONAL ACTIVITIES:

*Note: these are our optional/ additional activities for the entire week.*

- Complete some activities on Matific.
- Revise the names of different 2D shapes - list the number of sides and corners for each.
- Practise skip counting by 2s, 5s and 10s - you could do this while skipping or jumping on a trampoline.

#### Religion:







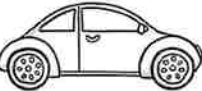
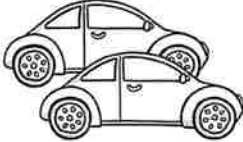






- Watch 'The Good Samaritan':  
<https://www.youtube.com/watch?v=osfQg4yKtq8>
- Draw and write how you feel about the actions of each character.

#### Geography:

- Recall the different seasons of the year.
- What happens to our environment during the seasons?
- What are some of outdoor activities do we participate in?
- What clothing do we wear in different seasons?
- Complete "Months and Seasons" work sheet.


# Make It Plural

Write the correct words next to the pictures in the boxes below.

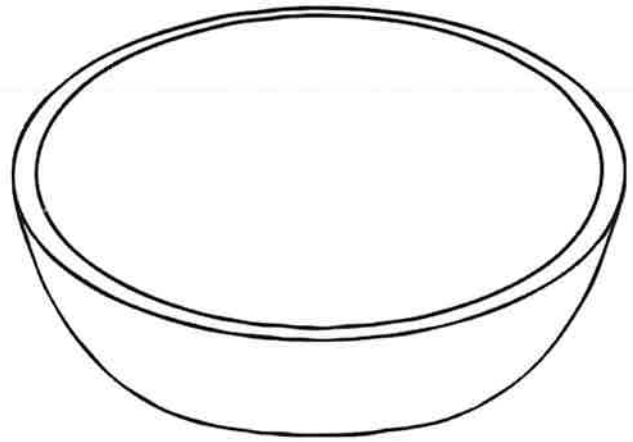
Singular	Plural
	
	
	
	
	
	
	

# Comparing Capacity Using Informal Units

Choose an informal unit such as a measuring cup, ladle or spoon. Compare the capacity of the objects below by counting the amount of informal units each item holds.




The cup has a capacity of \_\_\_\_\_.




The bowl has a capacity of \_\_\_\_\_.

The \_\_\_\_\_ has a larger capacity because it holds more.



The teacup has a capacity of \_\_\_\_\_.



The jar has a capacity of \_\_\_\_\_.

The \_\_\_\_\_ has a smaller capacity because it holds less.

# Months and Seasons Cut and Paste

Cut out and order the months and seasons of the year.


May

April

March

October

December

January

August


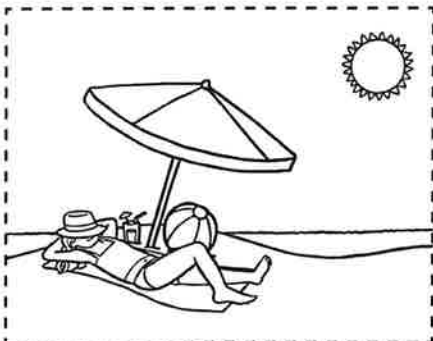








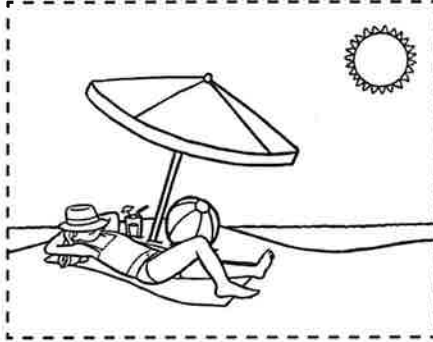

November

July

June

February

September



Year 1  
Term 3, Week 10  
Tuesday

**English**

**Handwriting: 'oa'**

- Watch the following videos to remind you how to correctly write the letters 'o' and 'a':
  - "How to write the letter o":  
<https://www.youtube.com/watch?v=7YuVE2Eydlw>
  - "How to write the letter a": <https://www.youtube.com/watch?v=Vj-lwQnjmek>
- Complete the "Handwriting - oa" sheet.

**Text Study: 'The Day the Crayons Quit':**

---

**Tuesday: Listen to the story again and teach three new words**

Read/Watch the story again:

During the story, pause to ask these questions and define three interesting words (in bold):

1. Why is Red Crayon unhappy?
2. What word does Purple Crayon use to describe his colour? Explain what the word '**gorgeous**' means: **very beautiful or lovely**. What do you notice about Purple Crayon's letter? How does this fit in with his argument?
3. How would *you* solve Grey Crayon's problem?
4. What is Black Crayon sick of being used for?
5. What does Green Crayon want to congratulate Duncan for? How is Green Crayon's letter different from the other letters?  
Explain what the word '**congratulate**' means: **to praise someone for doing well**.
6. What does Yellow Crayon say to prove he is the colour of the sun?  
Explain what the word '**prove**' means: **to show that something is real or correct**.
7. In their letters, the crayons ask Duncan to change something. How does the picture at the end show that he has listened?

After listening to the story:

Write the three interesting words down (make them large) and ask your child to add them to a 'Word Wall' area in your home. Remind your child what the words mean again and how they were used in the story.

 Children are not expected to be able to read these words themselves.

**Creative Writing:**

- **Learning intention:** *I will write a creative text based on a visual prompt.*
- **Success criteria:**
  - *I can use Super Sentences to write an imaginative text.*
  - *I can write a story that includes a beginning, middle and end.*

Use the prompt to write a creative text.



## OPTIONAL/ ADDITIONAL ACTIVITIES:

*Note: these are our optional/ additional activities for the entire week.*

- Complete activities on Lexia
- Complete activities on Wushka
- 

## Mathematics

### FOCUS: VOLUME AND CAPACITY

- Using rice, make four different sized piles. Estimate how many teaspoons of rice are in each pile. Use a teaspoon to find the capacity of each pile of rice.

## OPTIONAL/ ADDITIONAL ACTIVITIES:

*Note: these are our optional/ additional activities for the entire week.*

- Complete some activities on Matific.
- Revise the names of different 2D shapes - list the number of sides and corners for each.
- Practise skip counting by 2s, 5s and 10s - you could do this while skipping or jumping on a trampoline.

## Religion:

- Rewatch 'The Good Samaritan':  
<https://www.youtube.com/watch?v=osfQg4yKtq8>
- Pause the video as needed while you complete 'The Good Samaritan T-chart'. You will need to write or draw each character and how they responded to the injured man.

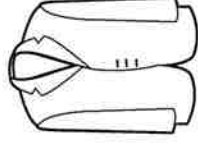
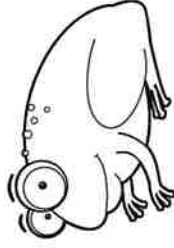
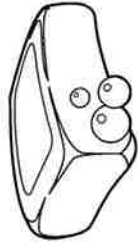

## PD/H: Healthy Harold - 'Ready, Steady, Go' Part 1

- Watch 'Ready, Steady, Go': <https://www.lifeeducation.org.au/online-learning/module/ready-steady-go/ready-steady-go-healthy-body/>
- Complete the "Happy, Healthy Me" sheet.

Name: \_\_\_\_\_ Date: \_\_\_\_\_

oa

Fill in the missing letters for these 'oa' words.



\_\_ oa \_\_

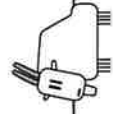
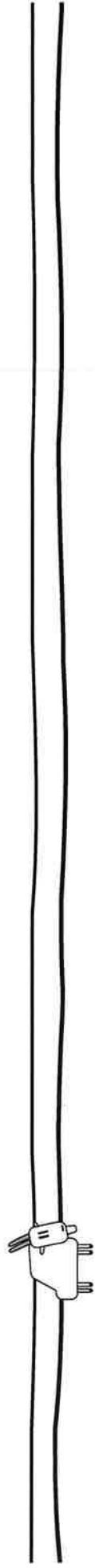

\_\_ oa \_\_

\_\_ oa \_\_

\_\_ oa \_\_

\_\_ oa \_\_

Draw some cars driving on this road.





*If you need some ideas, use the following questions to help you:*

*Why is he sitting in the rain?  
Is he waiting for someone?  
Is he stuck?*

*Remember:*

*Create a heading for your story.*

*Use capital letters, full stops and adjectives (describing words).*

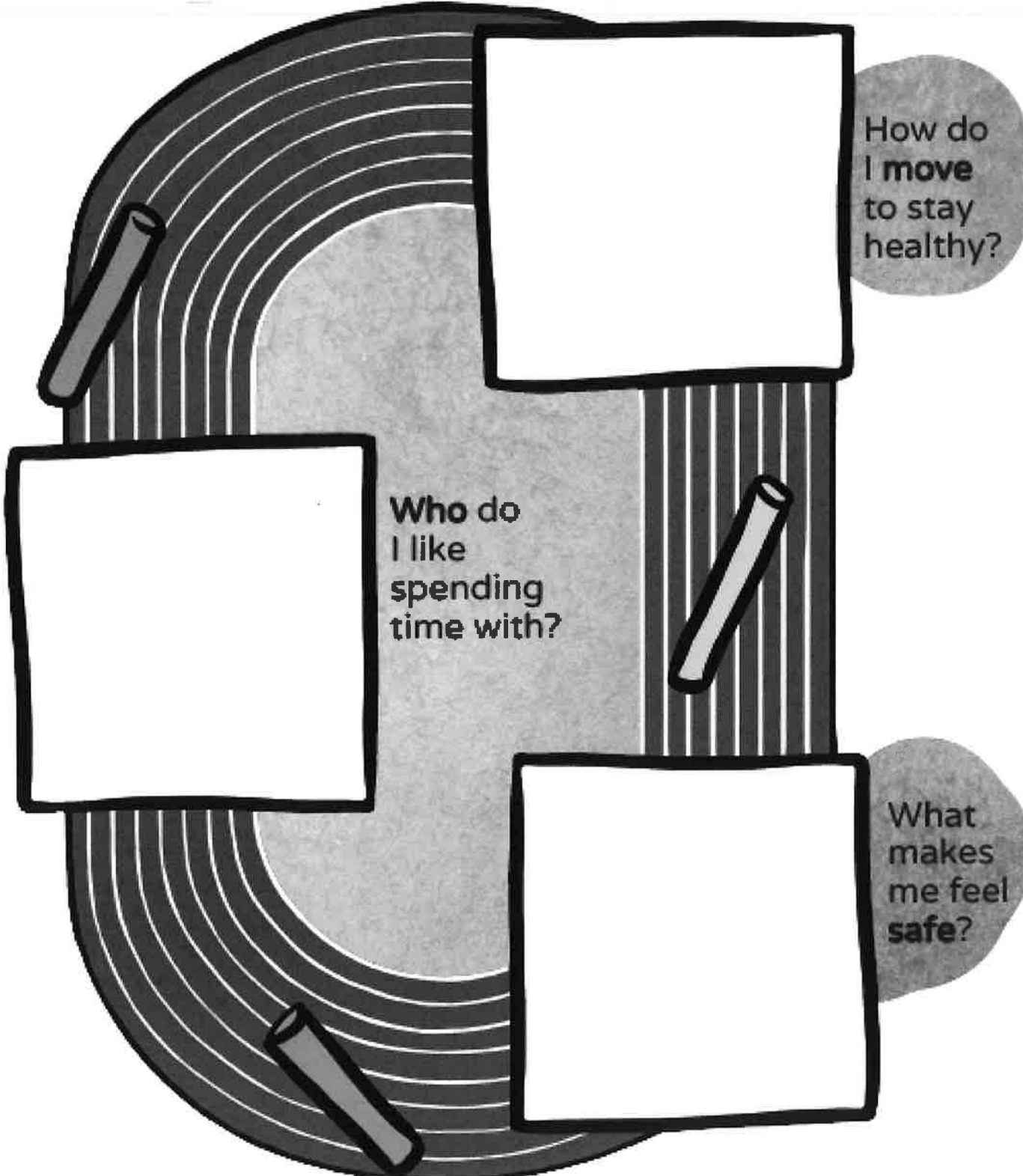
*Have Mum or Dad write the tricky words you will use in your story.*

'The Good Samaritan' T-chart

<b>Character Description</b>	<b>Response to the Injured Man</b>

# Happy, healthy me

Name.....



How do I **move** to stay healthy?

Who do I like spending time with?

What makes me feel **safe**?

Year 1  
Term 3, Week 10  
Wednesday

**English**

**Plurals:**

- Complete 'Read and Colour Plurals' sheet.

**Text Study: 'The Day the Crayons Quit':**

---

**Wednesday: Talk about the words**

**Act and Say:**

Look at the three words on your Word Wall at home.

Talk about the meanings. Ask your child to act out each word, and then use it in a sentence as follows:

1. Pretend that you are gazing at a **gorgeous** painting on the wall.  
Say: "What a gorgeous painting!"
2. Go and **congratulate** a household member on being a good \_\_\_\_\_ (e.g., sister, brother).  
Say: "Congratulations, I think you are doing a great job at \_\_\_\_\_ during lockdown."
3. Pretend you are a detective who has worked out who stole a diamond ring from a jewellery shop. You have just found the fingerprints! Say: "Ah-ha! It was you and I can **prove** it!"

**During the day or week:**

Try to find opportunities to use the three special words in different contexts during the day (e.g., while cooking, playing outside, going for a walk). Point out the word to your child.

Notice and praise your child if they use one of the words on their own. Discuss the context.

---

**Creative Writing:**

- **Learning intention:** *I will write a creative text based on a visual prompt.*
- **Success criteria:**
  - *I can use Super Sentences to write an imaginative text.*
  - *I can write a story that includes a beginning, middle and end.*

Use the prompt to write a creative text.

**OPTIONAL/ ADDITIONAL ACTIVITIES:**

*Note: these are our optional/ additional activities for the entire week.*

- Complete activities on Lexia
- Complete activities on Wushka
- Choose 5 sight words or tricky words and write a Super Sentence including each word.

## **Mathematics**

### **FOCUS: VOLUME AND CAPACITY**

- Using a cup and water, show what the cup would look like full, half full and empty.
- Complete "Monster Milkshake Café Capacity" sheet.

## **OPTIONAL/ ADDITIONAL ACTIVITIES:**

*Note: these are our optional/ additional activities for the entire week.*

- Complete some activities on Matific.
- Revise the names of different 2D shapes - list the number of sides and corners for each.
- Practise skip counting by 2s, 5s and 10s - you could do this while skipping or jumping on a trampoline.

## **Religion:**

- Think about the actions of the characters in 'The Good Samaritan'.
- Complete the 'Helpful and Hurtful Actions' sheet.

## **Wellbeing:**

- Think about how you use your character strengths at home and at school.
- Complete the "I Am Amazing" sheet. You might like to include some of your character strengths and other talents!

Name: \_\_\_\_\_ Date: \_\_\_\_\_

# READ AND COLOUR

Read each word. If it is a singular noun, colour it BLUE. If it is a plural noun, colour it RED

key	boys	trash	milk	glass
games	rags	truck	monkeys	snacks
flower	cents	bench	benches	class

Choose one of the words from above to complete each sentence.

1. My dad's \_\_\_\_\_ got stuck in the mud!
2. I want to plant a \_\_\_\_\_ for my grandma.
3. How many \_\_\_\_\_ and girls are in this class?
4. What \_\_\_\_\_ can we play at recess?





*If you need some ideas, use the following questions to help you:*

*What are they looking at?*

*How did they get there?*

*Why are they there?*

*How will they get down?*

*Remember:*


*Create a heading for your story.*

*Use capital letters, full stops and adjectives (describing words).*

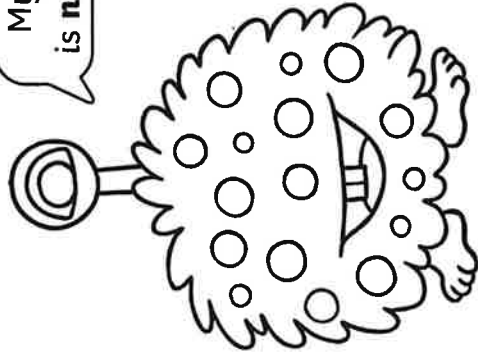
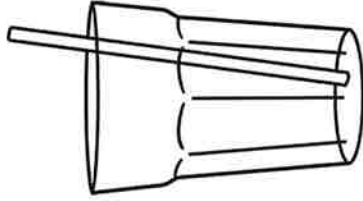
*Have Mum or Dad write the tricky words you will use in your story.*

# Monster Milkshake Cafe Capacity


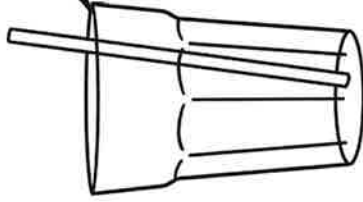
Using colouring pencils or pens, give each monster the correct amount of milkshake in their glass.



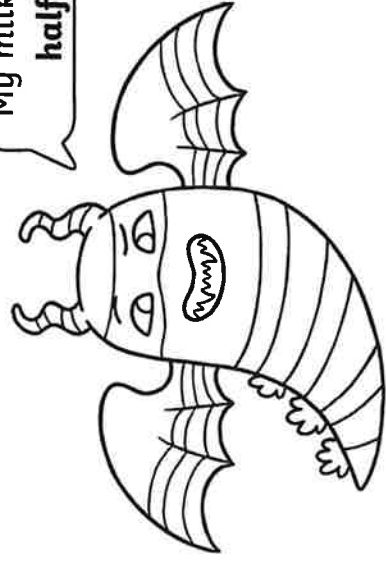
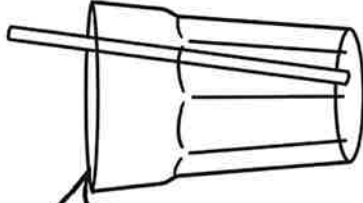
My milkshake is **full**.




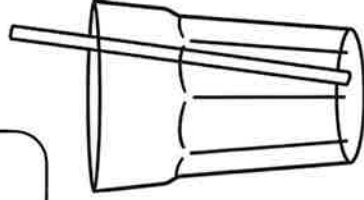
My milkshake is **nearly empty**.



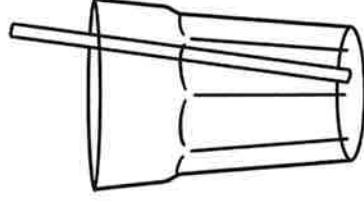
My milkshake is **empty**.



My milkshake is **half full**.



My milkshake is **nearly full**.




### Helpful and Hurtful Actions

Think about the actions of the characters in 'The Good Samaritan' (you can watch the story again if you need to). What were the helpful actions? What were the hurtful actions? Write or draw these actions below.

Helpful Actions	Hurtful Actions

# I Am Amazing

Write something amazing about yourself in each of the sun's rays. As you colour the sun, think about all the incredible things that make you special.



**Year 1**  
**Term 3, Week 10**  
**Thursday**

**English**

**Handwriting: 'ow'**

- Watch the following videos to remind you how to correctly write the letters 'o' and 'w':
  - "How to write the letter o":  
<https://www.youtube.com/watch?v=7YuVE2EydIw>
  - "How to write the letter w":  
<https://www.youtube.com/watch?v=ehD07O599mI>
- Complete the "Handwriting - ow" sheet.


**Text Study: 'The Day the Crayons Quit'**

**Thursday: Write**

Use the writing template to help your child choose a crayon colour and think of three uses for that colour. (e.g., You can use yellow to colour bananas, lemons and sunshine.)

Help your child pick the use they like best and think of a positive word to describe it. (e.g., I think bananas are delicious. That is why yellow is the best colour of all!)

Model and provide as much support as necessary.



**OPTIONAL/ ADDITIONAL ACTIVITIES:**

*Note: these are our optional/ additional activities for the entire week.*

- Complete activities on Lexia
- Complete activities on Wushka
- Choose 5 sight words or tricky words and write a Super Sentence including each word.

**Mathematics**

**FOCUS: VOLUME AND CAPACITY**

- Watch 'Measuring Volume by Counting Unit Cubes':  
<https://youtu.be/YECQ5JGNKIc>
- Complete the 'Measuring Volume' sheet.

**OPTIONAL/ ADDITIONAL ACTIVITIES:**

*Note: these are our optional/ additional activities for the entire week.*

- Complete some activities on Matific.
- Revise the names of different 2D shapes - list the number of sides and corners for each.
- Practise skip counting by 2s, 5s and 10s - you could do this while skipping or jumping on a trampoline.

#### **Religion:**

- What choices do you make for yourself? What choices do your grown-ups make for you?
- Use the 'Choices' sheet to write or draw some examples of choices you make and choices your grown-ups make for you.

#### **PD/H: Healthy Harold - Ready, Steady, Go Part 1**

- When we feel sick, what can we do to feel better?
- Complete the "What Happened to Zippo?" sheet.


Name: \_\_\_\_\_ Date: \_\_\_\_\_

.....

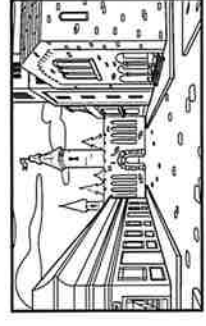
**ow**



Describe what is happening in this scene.



Circle the words that have 'ow' in them.



The wolf howled at the moon.

We live in an old town.

My dad sat on my beach towel while I swam.



We saw a clown at the circus.



\_\_\_\_\_  
\_\_\_\_\_  
\_\_\_\_\_  
\_\_\_\_\_  
\_\_\_\_\_



Name: \_\_\_\_\_

## My Favourite Colour

I think that \_\_\_\_\_ is the best colour.

You can use \_\_\_\_\_ to colour

(Item 1) \_\_\_\_\_,

(Item 2) \_\_\_\_\_ and

(Item 3) \_\_\_\_\_.

I think that \_\_\_\_\_

is/are \_\_\_\_\_. (describing word)

That is why \_\_\_\_\_ is the best colour of all.



Name \_\_\_\_\_

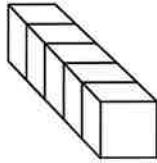
Date \_\_\_\_\_

## Measuring Volume

**Volume is a measure of the space occupied or enclosed by a solid shape.**

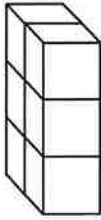
Look carefully at the shapes below. For each one, calculate its volume by counting how many cubes are used to construct it. Write the answer under the picture.

1.



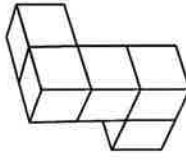
Number of cubes:

2.



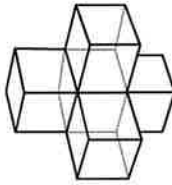
Number of cubes:

3.



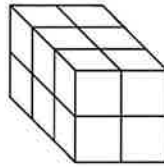
Number of cubes:

4.



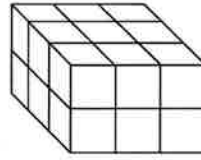
Number of cubes:

5.



Number of cubes:

6.



Number of cubes:

Name \_\_\_\_\_

Date \_\_\_\_\_

## Reflection

**Use your answers to complete the following questions.**

1. Which shape has the **largest** volume?

---

2. Which shapes have the **same** volume?

---

3. Which shape's volume was the **easiest** to measure and why?

---



---



---

4. Which shape's volume was the **hardest** to measure and why?

---



---



---

### Choices

What choices do you make for yourself each day (for example, what clothes you wear)?

What choices do your grown-ups make for you each day (for example, what you eat for dinner)?

Write or draw some examples of these choices.

<b>Choices I make</b>	<b>Choices my grown-ups make for me</b>

# What happened to Zippo?

Where's Zippo?



Zippo is sick. He can't go to school.



**What could Zippo do to feel better?**

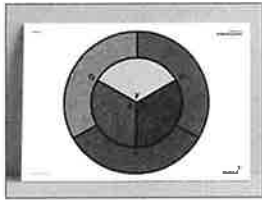
Year 1  
Term 3, Week 10  
Friday

**English**  
**Plurals:**

- Complete the "Making Plurals" sheet.

**Text Study: 'The Day the Crayons Quit':**

**Friday Fun (if you wish)**



**Materials:** Colour wheel template; paints (red, blue, yellow) or coloured pencils/crayons

Explain to your child that there are three *primary colours* (red, blue, yellow). Ask them to paint the inside of their templates with the three primary colours. Ask your child to predict what colour they will make by mixing red and yellow, blue and yellow, blue and red. Your child can then mix paints and complete the outer wheel of their template. These are the *secondary colours*. (If you do not have paints available, your child can use crayons or pencils to complete the template.)

Say: Look at your **gorgeous** colour wheel. You have **proved** what happens when you mix primary colours together.  
**Congratulations** on your lovely work!

**OPTIONAL/ ADDITIONAL ACTIVITIES:**

*Note: these are our optional/ additional activities for the entire week.*

- Complete activities on Lexia
- Complete activities on Wushka
- Choose 5 sight words or tricky words and write a Super Sentence including each word.

**Mathematics**

**FOCUS: VOLUME AND CAPACITY**

- Using blocks or Lego, build an object with a volume of:
  - 15 blocks
  - 30 blocks
  - 23 blocks

**OPTIONAL/ ADDITIONAL ACTIVITIES:**

*Note: these are our optional/ additional activities for the entire week.*

- Complete some activities on Matific.
- Revise the names of different 2D shapes - list the number of sides and corners for each.
- Practise skip counting by 2s, 5s and 10s - you could do this while skipping or jumping on a trampoline.

### Religion:

- What is a 'good' choice?
- Write a list of criteria for a good choice. For example: a good choice does not hurt other people; a good choice follows God's commandments.

### Creative Arts - Visual Art

- We all love Bluey and we can learn a lot from her, like how to get along with others, different games we can play and using our imagination.
- Watch the following clip and draw Bluey:  
<https://www.youtube.com/watch?v=ISSYciuiKSA>

### Making Plurals

Turn the following words into a plural by adding '-s':

Pencil - _____	Unicorn - _____
Moon - _____	Skateboard - _____
Dinosaur - _____	Dragon - _____

Choose three of the plurals from above. Draw a picture that includes those plurals:

